

# WARMING TRENDS®

**DEALER CATALOG**  
**NOT FOR DISTRIBUTION. AUTHORIZED USE ONLY.**

**PATENTED**

[www.warming-trends.com/patents](http://www.warming-trends.com/patents)

# WARMING TRENDS<sup>®</sup>

---

SUPERIOR DESIGN. SUPERIOR PERFORMANCE.  
SUPERIOR FIRE FEATURE SYSTEMS.



Competitor Burner with 180K BTUs

DON'T SETTLE FOR LESS.

---





CFB180 CROSSFIRE® Brass Burner with 180K BTUs

The patented CROSSFIRE® Brass Burner is the most fuel-efficient burner in the industry, producing taller, brighter, and more natural flames all while consuming less fuel.

RELIABLE LEAD TIMES | MADE IN THE U.S.A. | 100% BRASS | LIFETIME WARRANTY

# TABLE OF CONTENTS


---

REFERENCE GUIDE	6
BURNERS	
Certified Burners	7
Options for Circular and Square Openings	8
Options for Rectangular Openings and Outdoor Fireplaces	20
READY-TO-FINISH KITS	36
UNIVERSAL PAVER KITS	42
PLATES, PANS, AND COVERS	46
IGNITIONS AND ELECTRONIC ACCESSORIES	54
PARTS, LOGS, AND MEDIA	60
PROMOTIONAL ITEMS	66
WARRANTY	68



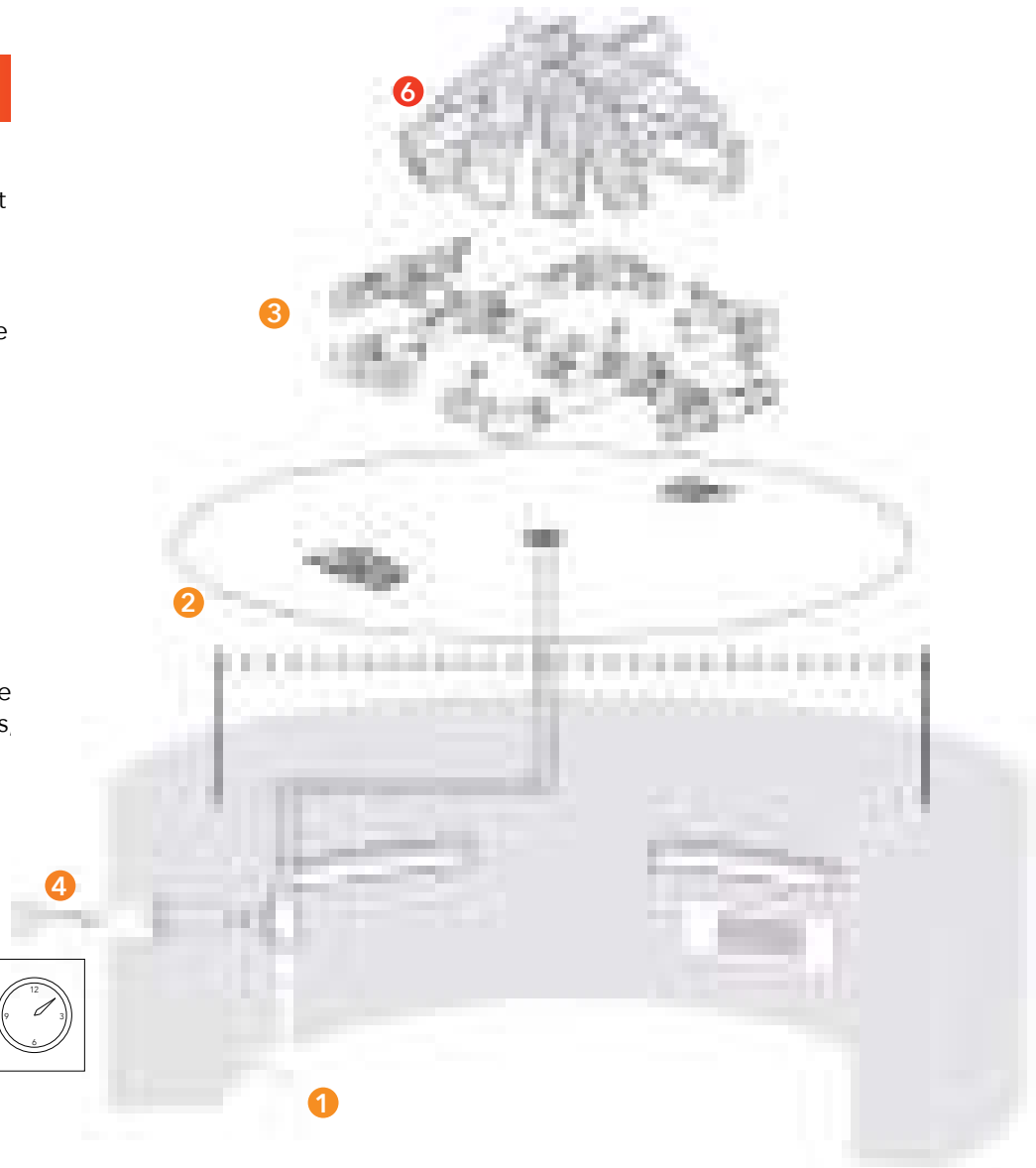
## SIX STEPS TO FIRE

- 1 Determine the BTU (gas) supply at your fire feature location.
- 2 Measure the interior dimensions of your fire feature and choose the corresponding plate/pan size.
- 3 Select burner based on plate/pan size and fuel type (natural gas or liquid propane.)
- 4 Choose the ignition system: match lit or a fully automatic ignition system.
- 5 Add optional electronic accessories: remote control options, dial timers, and emergency stop buttons.
- 6 Complete your fire feature with media: lava rock or fire glass, steel or ceramic logs.



### PLEASE REMEMBER

- Plate/pan should be sized slightly smaller than the measurement of the opening to allow easier installation and removal for service.
- Manufacturer recommends a minimum 3" of clearance from all interior sides of enclosure to the nearest edge of burner to avoid damage to enclosure.
- For outdoor use only. Installation and service must be performed by a qualified installer, service agency, or gas supplier. Installation and use must follow all local codes.
- Modification of product will void any certification and warranty. (See page 68 for complete warranty information.)
- Follow all installation instructions and local codes. A copy of the Owner's Guide and Instruction Manual can be found on our website: [www.Warming-Trends.com](http://www.Warming-Trends.com)



The dealer catalog is intended only for the possession and use of the distribution partners of Warming Trends and contains confidential information not meant to be disclosed to others, including competitors. Sharing, duplicating or distributing the dealer catalog is prohibited to anyone other than Dealers, Distributors or others authorized in writing by Warming Trends. Our distribution partners may share prices or other information in the dealer catalog with customers as needed to enable individual sales.

Warming Trends maintains a Minimum Advertised Price (MAP) policy and it is strictly enforced with each of our selling partners.

For more information and resource materials, please visit our website. [www.Warming-Trends.com](http://www.Warming-Trends.com)

**PATENTED**

[www.warming-trends.com/patents](http://www.warming-trends.com/patents)

# QUICK REFERENCE GUIDE

If you have a standard-sized fire feature, the chart below may help determine which Warming Trends burner will be the best fit for you.

## BURNER MATCH FOR COMMON INTERIOR DIMENSIONS

for Circular or Square Fire Features

INTERIOR DIMENSION	CIRCULAR	SQUARE
18"	CFB60	CFB60
	CFB84	CFB84
	CFBCTL120	CFBST120
	CFBO140	CFBO140
24"	CFB120	CFB120
	CFBCTXL120	CFBO180
	CFBO180	
30"	CFB180	CFB180
	CFB240	CFB240
	CFBCT240	CFBST240
	CFBO280	CFBO280
36"	CFB240	CFB240
	CFB290	CFB290
	CFBO280	CFBO280
	CFBO320	CFBO320
		CFBST400
42"	CFB350	CFB350
	CFBCT440	CFBST500
	CFBO360	CFBO360
48"	CFB350	CFB350
60"	CFB450	CFB450

### TECH TIP

*Paver Kits are becoming more popular and Warming Trends offers kits - including burner, plate, flex line, and key valve kits - specifically designed to work with a variety of paver company block features. See page 42 for our Universal Paver Kit selection.*

*Plate should be sized slightly smaller than the measurement of the opening. This allows easier installation and removal for service.*



# CERTIFIED BURNER SYSTEMS UNITS

Compliance with the following codes:

1. 2021, 2018, 2015, 2012, and 2009 *International Fire Code*® (IFC)
2. 2021, 2018, 2015, 2012, and 2009 *International Fuel Gas Code*® (IFGC)
3. 2018, 2015, 2012, and 2009 *Uniform Mechanical Code*® (UMC)\*
4. 2020, 2015, and 2010 *Natural Gas and Propane Installation Code*\*\*

\*Uniform Plumbing Code is a copyrighted publication of the International Association of Plumbing and Mechanical Officials

\*\*Copyrighted publication of Canadian Standard Association

Compliance with the following standards:

1. ANSI Z21.97/CSA 2.41-2017 Outdoor Decorative Gas Appliances

Product: Outdoor Decorative Gas Fire Feature and Fireplaces

## MATCH LIT

Model # CFB60 NG/LP as match lit  
Model # CFB120 NG/LP as match lit  
Model # CFB180 NG/LP as match lit  
Model # CFB240 NG/LP as match lit  
Model # CFB290 NG/LP as match lit  
Model # CFB90 NG/LP as match lit  
Model # CFB110 NG/LP as match lit  
Model # CFB130 NG/LP as match lit  
Model # CFB150 NG/LP as match lit  
Model # CFB190 NG/LP as match lit  
Model # CFB210 NG/LP as match lit  
Model # CFB250 NG/LP as match lit  
Model # CFB270 NG/LP as match lit  
Model # CFB320 NG/LP as match lit  
Model # CFB60 2XL NG/LP as match lit  
Model # CFBH120 NG/LP as match lit  
Model # CFBH160 NG/LP as match lit  
Model # CFBH200 NG/LP as match lit  
Model # CFBH240 NG/LP as match lit  
Model # CFBH260 NG/LP as match lit  
Model # CFBH300 NG/LP as match lit  
Model # CFBH340 NG/LP as match lit  
Model # CFBH420 NG/LP as match lit  
Model # CFBT110 NG/LP as match lit  
Model # CFBT170 NG/LP as match lit  
Model # CFBT230 NG/LP as match lit  
Model # CFBT290 NG/LP as match lit  
Model # CFBT350 NG/LP as match lit  
Model # CFBT410 NG/LP as match lit  
Model # CFBT470 NG/LP as match lit  
Model # CFBO180 NG/LP as match lit  
Model # CFBO280 NG/LP as match lit  
Model # CFBO360 NG/LP as match lit  
Model # WTV40 NG/LP as match lit  
Model # WTV120 NG/LP as match lit  
Model # WTV180 NG/LP as match lit  
Model # WTVCT140 NG/LP as match lit  
Model # WTVES120 NG/LP as match lit  
Model # WTVES180 NG/LP as match lit  
Model # WTVOL110 NG/LP as match lit  
Model # WTVT230 NG/LP as match lit  
Model # WTV350 NG/LP as match lit

## SPARK IGNITER OPERATED UNITS

Model # WTV40 NG/LP with PBiK  
Model # WTV60 NG with PBiK  
Model # CFB60 2XL NG/LP with PBiK  
Model # CFB60 NG/LP with PBiK  
Model # CFB120 NG/LP with PBiK  
Model # CFB180 NG/LP with PBiK  
Model # CFB290 NG/LP with PBiK  
Model # CFBH120 NG/LP with PBiK  
Model # CFBH160 NG/LP with PBiK  
Model # CFBH200 NG/LP with PBiK  
Model # CFBH240 NG/LP with PBiK  
Model # CFBH260 NG/LP with PBiK  
Model # CFBH300 NG/LP with PBiK  
Model # CFBH340 NG/LP with PBiK  
Model # CFBH420 NG/LP with PBiK  
Model # CFB90 NG/LP with PBiK  
Model # CFB110 NG/LP with PBiK  
Model # CFB130 NG/LP with PBiK  
Model # CFB150 NG/LP with PBiK  
Model # CFB170 NG/LP with PBiK

Model # CFB180 NG/LP with PBiK  
Model # CFBL210 NG/LP with PBiK  
Model # CFBL250 NG/LP with PBiK  
Model # CFBL270 NG/LP with PBiK  
Model # CFBL320 NG/LP with PBiK  
Model # CFBO180 NG/LP with PBiK  
Model # CFBO280 NG/LP with PBiK  
Model # CFBO360 NG/LP with PBiK  
Model # CFBT110 NG/LP with PBiK  
Model # CFBT170 NG/LP with PBiK  
Model # CFBT230 NG/LP with PBiK  
Model # CFBT290 NG/LP with PBiK  
Model # CFBT350 NG/LP with PBiK  
Model # CFBT410 NG/LP with PBiK  
Model # CFBT470 NG/LP with PBiK  
Model # WTV120 NG/LP with PBiK  
Model # WTV180 NG/LP with PBiK  
Model # WTVCT140 NG/LP with PBiK  
Model # WTVES120 NG/LP with PBiK  
Model # WTVES180 NG/LP with PBiK  
Model # WTVOL110 NG/LP with PBiK  
Model # WTVT230 NG/LP with PBiK  
Model # WTVT350 NG/LP with PBiK

## 3V BATTERY OPERATED UNITS

Model # CFB60 NG/LP with 3VIK  
Model # CFB120 NG/LP with 3VIK  
Model # CFB240 NG/LP with 3VIK  
Model # CFBL90LP NG/LP with 3VIK  
Model # CFBL110LP NG/LP with 3VIK  
Model # CFBL130LP NG/LP with 3VIK  
Model # CFBL150LP NG/LP with 3VIK  
Model # CFBL190LP NG/LP with 3VIK  
Model # CFBL210LP NG/LP with 3VIK  
Model # CFBL250LP NG/LP with 3VIK  
Model # CFB60 2XL NG/LP with 3VIK  
Model # CFBH120LP NG/LP with 3VIK  
Model # CFBH160LP NG/LP with 3VIK  
Model # CFBH200LP NG/LP with 3VIK  
Model # CFBH240LP NG/LP with 3VIK  
Model # CFBH260LP NG/LP with 3VIK  
Model # CFBH300LP NG/LP with 3VIK  
Model # CFBH340LP NG/LP with 3VIK  
Model # CFBT110LP NG/LP with 3VIK  
Model # CFBT170LP NG/LP with 3VIK  
Model # CFBT230LP NG/LP with 3VIK  
Model # CFBT290LP NG/LP with 3VIK  
Model # CFBT350LP NG/LP with 3VIK  
Model # CFBT410LP NG/LP with 3VIK  
Model # CFBT470LP NG/LP with 3VIK  
Model # CFBO180 NG/LP with 3VIK  
Model # CFBO280 NG/LP with 3VIK  
Model # CFBO360 NG/LP with 3VIK  
Model # WTV60 NG with 3VIK  
Model # WTV120 NG/LP with 3VIK  
Model # WTV180 NG/LP with 3VIK

## 24 VOLT STANDARD ELECTRONIC IGNITION SYSTEMS - Standard Capacity

Model # CFB60 NG/LP with 24VIKSC  
Model # CFB120 NG/LP with 24VIKSC  
Model # CFB180 NG/LP with 24VIKSC  
Model # CFB240 NG/LP with 24VIKSC  
Model # CFB90 NG/LP with 24VIKSC  
Model # CFB110 NG/LP with 24VIKSC  
Model # CFB130 NG/LP with 24VIKSC  
Model # CFB150 NG/LP with 24VIKSC  
Model # CFB190 NG/LP with 24VIKSC  
Model # CFB210 NG/LP with 24VIKSC  
Model # CFB250 NG/LP with 24VIKSC  
Model # CFB270 NG/LP with 24VIKSC  
Model # CFB320 NG/LP with 24VIKSC  
Model # CFB60 2XL NG/LP with 24VIKSC  
Model # CFBH120 NG/LP with 24VIKSC  
Model # CFBH160 NG/LP with 24VIKSC  
Model # CFBH200 NG/LP with 24VIKSC  
Model # CFBH240 NG/LP with 24VIKSC  
Model # CFBH260 NG/LP with 24VIKSC  
Model # CFBH300 NG/LP with 24VIKSC  
Model # CFBH340 NG/LP with 24VIKSC  
Model # CFBH420 NG/LP with 24VIKSC  
Model # CFBT110 NG/LP with 24VIKSC  
Model # CFBT170 NG/LP with 24VIKSC  
Model # CFBO180 NG/LP with 24VIKSC  
Model # CFBO280 NG/LP with 24VIKSC  
Model # WTV60 NG with 24VIKSC  
Model # WTV120 NG/LP with 24VIKSC  
Model # WTV180 NG/LP with 24VIKSC

## 24 VOLT STANDARD ELECTRONIC IGNITION SYSTEMS - High Capacity

Model # CFB240 NG/LP with 24VIKHC  
Model # CFB290 NG/LP with 24VIKHC  
Model # CFB300 NG/LP with 24VIKHC  
Model # CFBL210 NG/LP with 24VIKHC  
Model # CFBL250 NG/LP with 24VIKHC  
Model # CFBL270 NG/LP with 24VIKHC  
Model # CFBL320 NG/LP with 24VIKHC  
Model # CFBH240 NG/LP with 24VIKHC  
Model # CFBH260 NG/LP with 24VIKHC  
Model # CFBH300 NG/LP with 24VIKHC  
Model # CFBH340 NG/LP with 24VIKHC  
Model # CFBH420 NG/LP with 24VIKHC  
Model # CFBT230 NG/LP with 24VIKHC  
Model # CFBT290 NG/LP with 24VIKHC  
Model # CFBT350 NG/LP with 24VIKHC  
Model # CFBT410 NG/LP with 24VIKHC  
Model # CFBT470 NG/LP with 24VIKHC  
Model # CFBO180 NG/LP with 24VIKHC  
Model # CFBO280 NG/LP with 24VIKHC  
Model # CFBO360 NG/LP with 24VIKHC  
Model # WTV60 NG with 24VIKHC  
Model # WTV120 NG/LP with 24VIKHC  
Model # WTV180 NG/LP with 24VIKHC

## 24 VOLT PREMIUM ELECTRONIC IGNITION SYSTEMS - Standard Capacity

Model # CFB60 NG/LP with P24VIKSC  
Model # CFB120 NG/LP with P24VIKSC  
Model # CFB180 NG/LP with P24VIKSC  
Model # CFB240 NG/LP with P24VIKSC  
Model # CFB290 NG/LP with P24VIKSC  
Model # CFB90 NG/LP with P24VIKSC  
Model # CFB110 NG/LP with P24VIKSC  
Model # CFB130 NG/LP with P24VIKSC  
Model # CFB150 NG/LP with P24VIKSC  
Model # CFB190 NG/LP with P24VIKSC  
Model # CFB210 NG/LP with P24VIKSC  
Model # CFB250 NG/LP with P24VIKSC  
Model # CFB270 NG/LP with P24VIKSC  
Model # CFB320 NG/LP with P24VIKSC  
Model # CFB60 2XL NG/LP with P24VIKSC  
Model # CFBH120 NG/LP with P24VIKSC  
Model # CFBH160 NG/LP with P24VIKSC  
Model # CFBH200 NG/LP with P24VIKSC  
Model # CFBH240 NG/LP with P24VIKSC  
Model # CFBH260 NG/LP with P24VIKSC  
Model # CFBH300 NG/LP with P24VIKSC  
Model # CFBH340 NG/LP with P24VIKSC  
Model # CFBH420 NG/LP with P24VIKSC  
Model # CFBT110 NG/LP with P24VIKSC  
Model # CFBT170 NG/LP with P24VIKSC  
Model # CFBT230 NG/LP with P24VIKSC  
Model # CFBT290 NG/LP with P24VIKSC  
Model # CFBO180 NG/LP with P24VIKSC  
Model # CFBO280 NG/LP with P24VIKSC  
Model # WTV60 NG with P24VIKSC  
Model # WTV120 NG/LP with P24VIKSC  
Model # WTV180 NG/LP with P24VIKSC

## 24 VOLT PREMIUM ELECTRONIC IGNITION SYSTEMS - High Capacity

Model # CFB300 NG/LP with P24VIKHC  
Model # CFBL320 NG/LP with P24VIKHC  
Model # CFBH300 NG/LP with P24VIKHC  
Model # CFBH340 NG/LP with P24VIKHC  
Model # CFBH420 NG/LP with P24VIKHC  
Model # CFBT350 NG/LP with P24VIKHC  
Model # CFBT410 NG/LP with P24VIKHC  
Model # CFBT470 NG/LP with P24VIKHC  
Model # CFBO360 NG/LP with P24VIKHC  
Model # WTV120 NG/LP with P24VIKHC

High Capacity (HC) ignitions may be substituted for Standard Capacity (SC) ignitions.  
V1.R3



ICC-ES Report PMG-1213

# OPTIONS FOR CIRCULAR AND SQUARE OPENINGS

Designed for standard-sized circular or square fire features, these CROSSFIRE® Brass Burners range from 60K to 500K BTUs.

When deciding which burner is best for your project, remember to consult the guide on page 6 for information about size compatibility.

**Need a different size, custom shape, or have BTU questions?**

Whatever your question, our team is happy to help.  
Call our Flame Specialists at (303) 346-2224.

COMPLETE THE FEATURE WITH MEDIA, PAGE 64

Original



Octagonal



Circular Tree-Style




Square Tree-Style



SKU BREAKDOWN										
Octagonal (Burner Type)				Gas Type		Size of Plate		Flex Line Kit		
C	F	B	O	3	6	0	N	G	A	L
CROSSFIRE® Brass Burner				BTU		Plate or Pan		Shape of Plate or Pan		

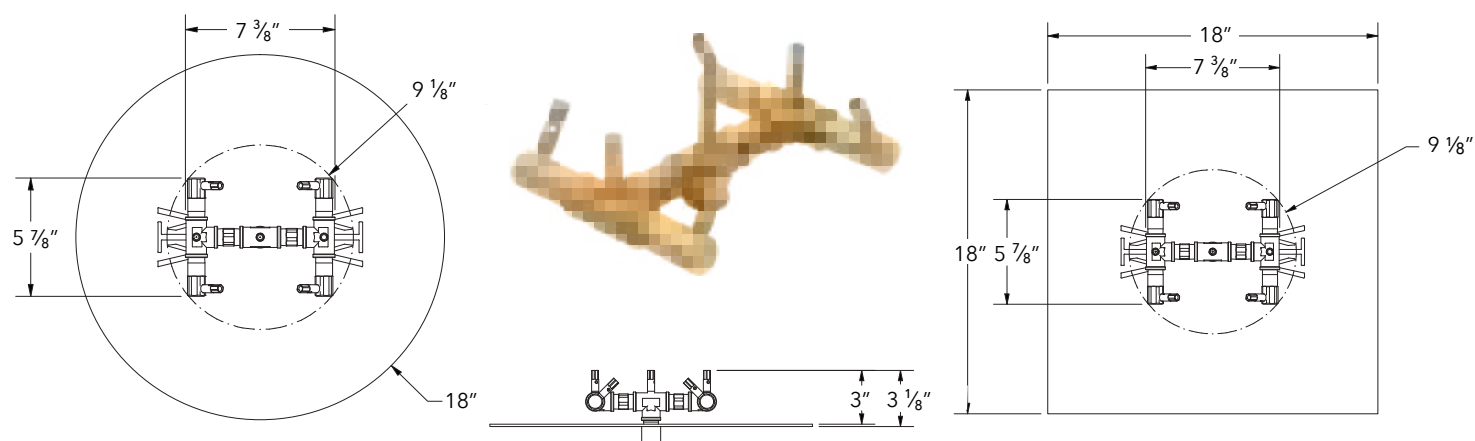


## ORIGINAL CFB60 - Fits 18" plate or larger



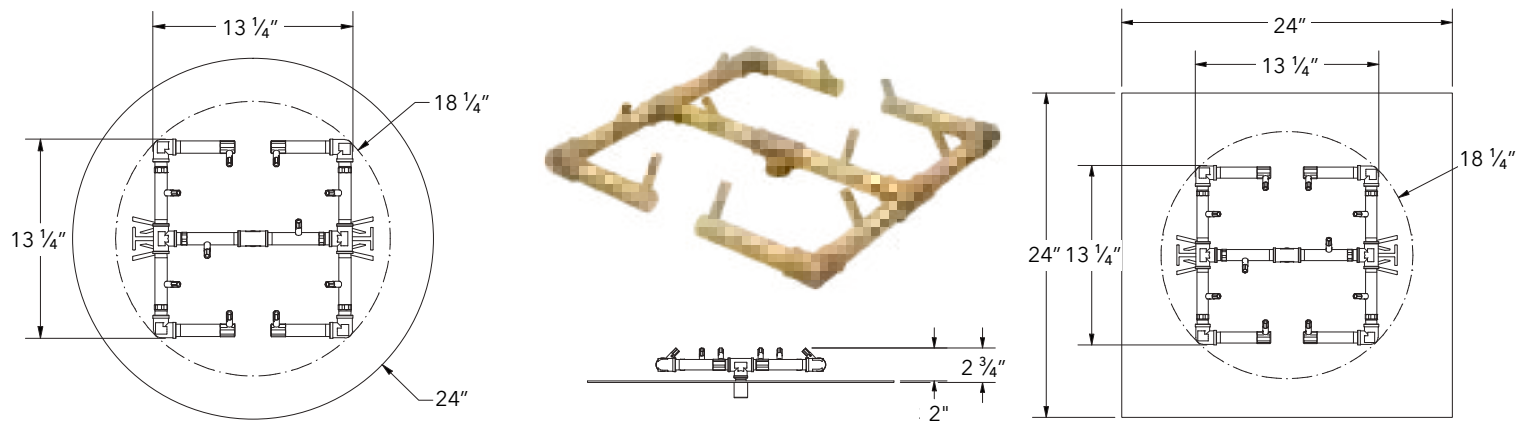
SKU (NG OR LP)		DESCRIPTION	SHIP WEIGHT	SHIP DIMENSIONS
CFB60NG   CFB60LP		60K BTU Original Brass Burner	4 lbs	11" x 11" x 5"
Recommended parts - Plate: ALPL18C (circle) or ALPL18S (square) • ¾" Flex Line Kit • Optional 4x Support Collars				
CIRCLE	CFB60NGALPL18C CFB60LPALPL18C	with 18" Circular Plate	10 lbs	19" x 19" x 7"
CIRCLE	CFB60NGALPL18CFK1 CFB60LPALPL18CFK1	with 18" Circular Plate + ¾" Flex Line Kit	13 lbs	19" x 19" x 7"
SQUARE	CFB60NGALPL18S CFB60LPALPL18S	with 18" Square Plate	11 lbs	21" x 21" x 7"
SQUARE	CFB60NGALPL18SFK1 CFB60LPALPL18SFK1	with 18" Square Plate + ¾" Flex Line Kit	14 lbs	21" x 21" x 7"

## ORIGINAL CFB84 - Fits 18" plate or larger



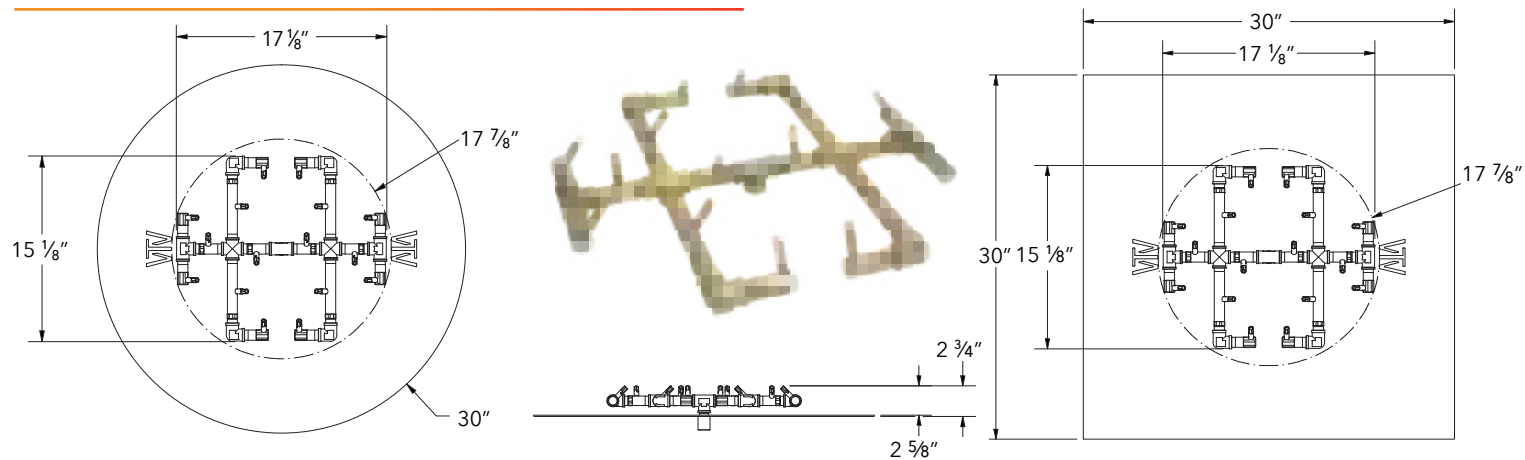
SKU (NG OR LP)		DESCRIPTION	SHIP WEIGHT	SHIP DIMENSIONS
CFB84NG   CFB84LP		84K BTU Original Brass Burner	4 lbs	11" x 11" x 5"
Recommended parts - Plate: ALPL18C (circle) or ALPL18S (square) • ¾" Flex Line Kit • Optional 4x Support Collars				
CIRCLE	CFB84NGALPL18C CFB84LPALPL18C	with 18" Circular Plate	10 lbs	19" x 19" x 7"
CIRCLE	CFB84NGALPL18CFK1 CFB84LPALPL18CFK1	with 18" Circular Plate + ¾" Flex Line Kit	13 lbs	19" x 19" x 7"
SQUARE	CFB84NGALPL18S CFB84LPALPL18S	with 18" Square Plate	11 lbs	21" x 21" x 7"
SQUARE	CFB84NGALPL18SFK1 CFB84LPALPL18SFK1	with 18" Square Plate + ¾" Flex Line Kit	14 lbs	21" x 21" x 7"

## ORIGINAL CFB120 – Fits 24" plate or larger



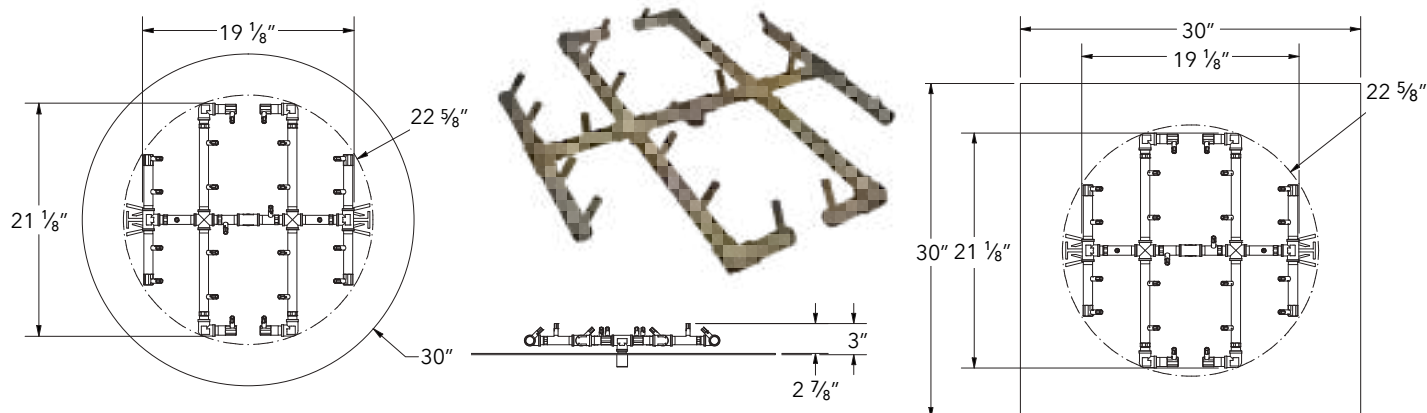
SKU (NG OR LP)		DESCRIPTION	SHIP WEIGHT	SHIP DIMENSIONS
CFB120NG   CFB120LP		120K BTU Original Brass Burner	8 lbs	15" x 15" x 5"
Recommended parts - Plate: ALPL24C (circle) or ALPL24S (square) • 3/4" Flex Line Kit • Optional 4x Support Collars				
<b>CIRCLE</b>	CFB120NGALPL24C CFB120LPALPL24C	with 24" Circular Plate	16 lbs	25" x 25" x 7"
<b>CIRCLE</b>	CFB120NGALPL24CFK1 CFB120LPALPL24CFK1	with 24" Circular Plate + 3/4" Flex Line Kit	19 lbs	25" x 25" x 7"
<b>SQUARE</b>	CFB120NGALPL24S CFB120LPALPL24S	with 24" Square Plate	18 lbs	27" x 27" x 7"

## ORIGINAL CFB180 – Fits 30" plate or larger



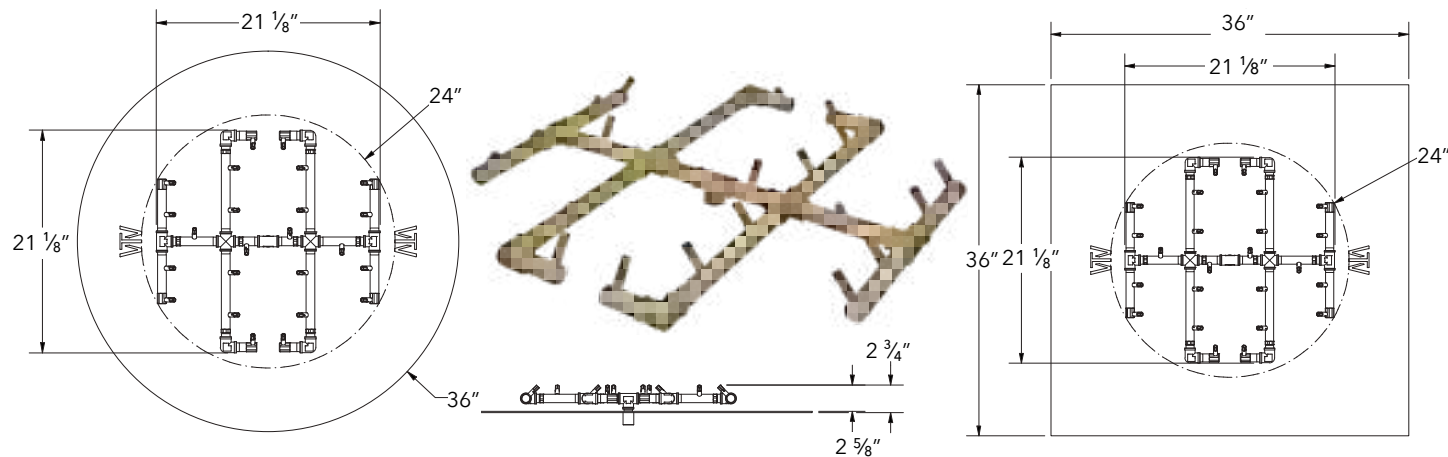
SKU (NG OR LP)		DESCRIPTION	SHIP WEIGHT	SHIP DIMENSIONS
CFB180NG   CFB180LP		180K BTU Original Brass Burner	9 lbs	19" x 19" x 7"
Recommended parts - Plate: ALPL30C (circle) or ALPL30S (square) • 3/4" Flex Line Kit • Optional 4x Support Collars				
<b>CIRCLE</b>	CFB180NGALPL30C CFB180LPALPL30C	with 30" Circular Plate	20 lbs	31" x 31" x 7"
<b>CIRCLE</b>	CFB180NGALPL30CFK1 CFB180LPALPL30CFK1	with 30" Circular Plate + 3/4" Flex Line Kit	23 lbs	31" x 31" x 7"
<b>SQUARE</b>	CFB180NGALPL30S CFB180LPALPL30S	with 30" Square Plate	23 lbs	33" x 33" x 9"
<b>SQUARE</b>	CFB180NGALPL30SFK1 CFB180LPALPL30SFK1	with 30" Square Plate + 3/4" Flex Line Kit	26 lbs	33" x 33" x 9"

## ORIGINAL CFB240 – Fits 30" plate or larger



SKU (NG OR LP)		DESCRIPTION	SHIP WEIGHT	SHIP DIMENSIONS
CFB240NG   CFB240LP		240K BTU Original Brass Burner	12 lbs	23" x 23" x 7"
Recommended parts - Plate: ALPL30C (circle) or ALPL30S (square) • 3/4" Flex Line Kit • Optional 4x Support Collars				
<b>CIRCLE</b>	CFB240NGALPL30C CFB240LPALPL30C	with 30" Circular Plate	28 lbs	31" x 31" x 7"
<b>CIRCLE</b>	CFB240NGALPL30CFK1 CFB240LPALPL30CFK1	with 30" Circular Plate + 3/4" Flex Line Kit	31 lbs	31" x 31" x 7"
<b>SQUARE</b>	CFB240NGALPL30S CFB240LPALPL30S	with 30" Square Plate	26 lbs	33" x 33" x 9"
<b>SQUARE</b>	CFB240NGALPL30SFK1 CFB240LPALPL30SFK1	with 30" Square Plate + 3/4" Flex Line Kit	29 lbs	33" x 33" x 9"

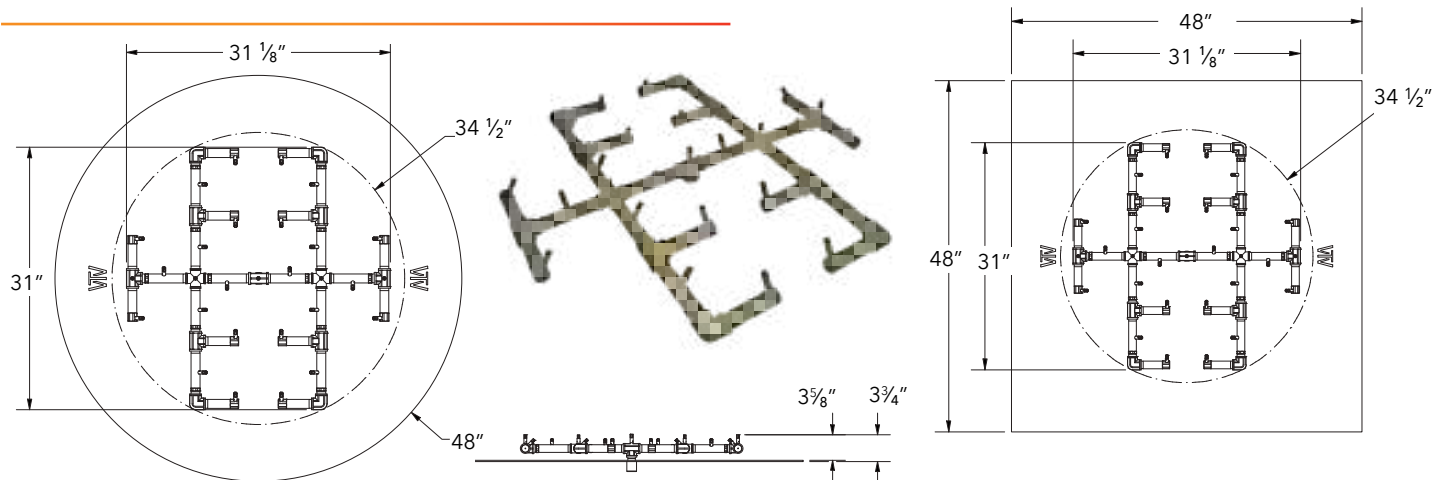
## ORIGINAL CFB290 – Fits 36" plate or larger



SKU (NG OR LP)		DESCRIPTION	SHIP WEIGHT	SHIP DIMENSIONS
CFB290NG   CFB290LP		290K BTU Original Brass Burner	12 lbs	23" x 23" x 7"
Recommended parts - Plate: ALPL36C (circle) or ALPL36S (square) • 3/4" Flex Line Kit • Optional 4x Support Collars				
<b>CIRCLE</b>	CFB290NGALPL36C CFB290LPALPL36C	with 36" Circular Plate	28 lbs	37" x 37" x 7"
<b>CIRCLE</b>	CFB290NGALPL36CFK2 CFB290LPALPL36CFK2	with 36" Circular Plate + 3/4" Dual Flex Line Kit	35 lbs	37" x 37" x 7"
<b>SQUARE</b>	CFB290NGALPL36S CFB290LPALPL36S	with 36" Square Plate	31 lbs	39" x 39" x 7"
<b>SQUARE</b>	CFB290NGALPL36SFK2 CFB290LPALPL36SFK2	with 36" Square Plate + 3/4" Dual Flex Line Kit	38 lbs	39" x 39" x 7"

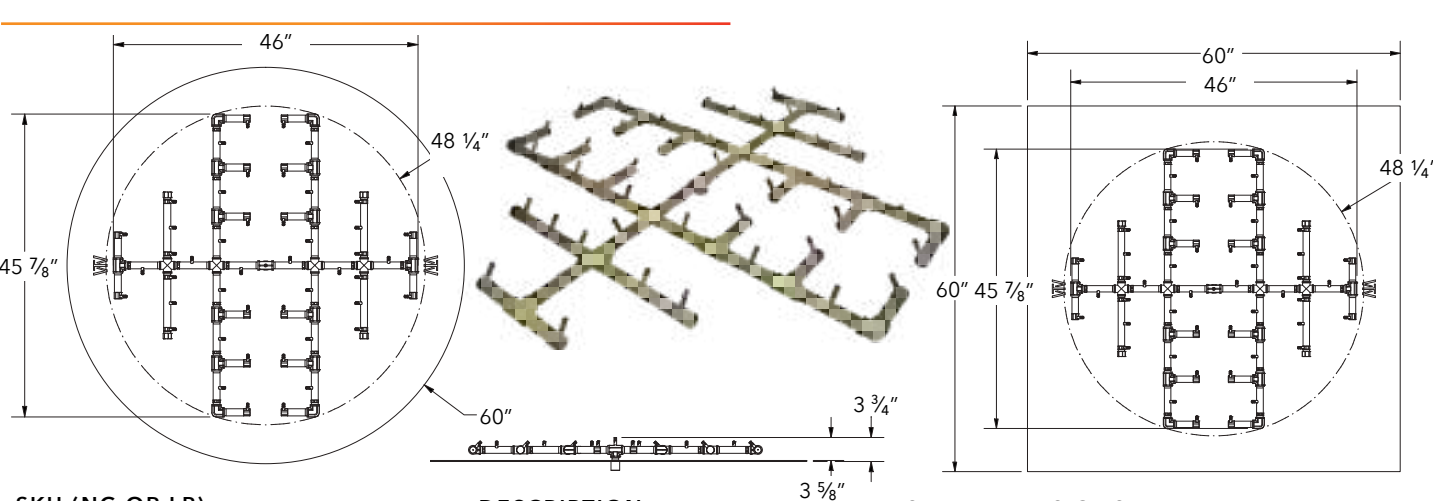


ORIGINAL CFB350 – Fits 48" plate or larger



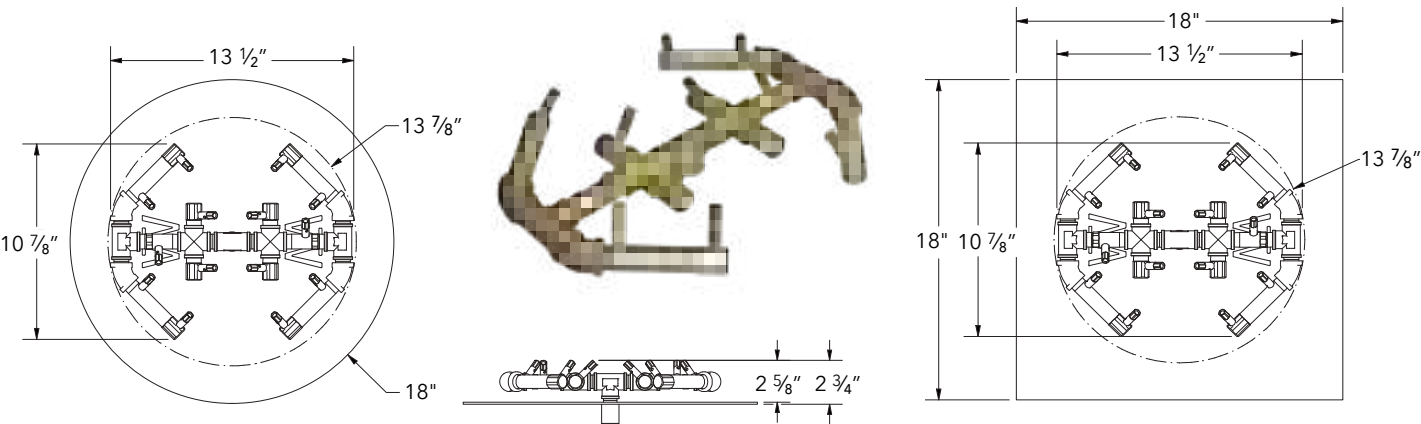
SKU (NG OR LP)		DESCRIPTION	SHIP WEIGHT	SHIP DIMENSIONS
CFB350NG   CFB350LP		350K BTU Original Brass Burner	23 lbs	33" x 33" x 9"
Recommended parts - Plate: ALPL48C (circle) or ALPL48S (square) • 3/4" Flex Line Kit • Optional 4x Support Collars				
CIRCLE	CFB350NGALPL48C CFB350LPALPL48C	with 48" Circular Plate		SHIPS FREIGHT
CIRCLE	CFB350NGALPL48CFK2 CFB350LPALPL48CFK2	with 48" Circular Plate + 3/4" Dual Flex Line Kit		SHIPS FREIGHT
SQUARE	CFB350NGALPL48S CFB350LPALPL48S	with 48" Square Plate		SHIPS FREIGHT
SQUARE	CFB350NGALPL48SFK2 CFB350LPALPL48SFK2	with 48" Square Plate + 3/4" Dual Flex Line Kit		SHIPS FREIGHT

ORIGINAL CFB450 – Fits 60" plate or larger



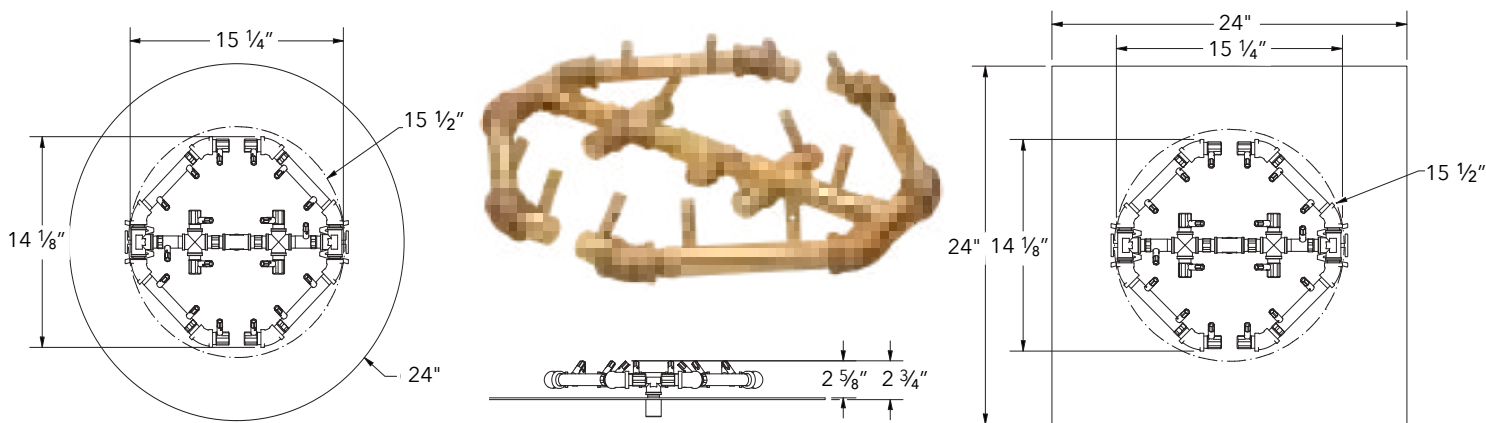
SKU (NG OR LP)		DESCRIPTION	SHIP DIMENSIONS
CFB450NG   CFB450LP		450K BTU Original Brass Burner	SHIPS FREIGHT
Recommended parts - Plate: ALPL60C (circle) or ALPL60S (square) • 3/4" Flex Line Kit • Optional 4x Support Collars			
CIRCLE	CFB450NGALPL60C CFB450LPALPL60C	with 60" Circular Plate	SHIPS FREIGHT
CIRCLE	CFB450NGALPL60CFK2 CFB450LPALPL60CFK2	with 60" Circular Plate + 3/4" Dual Flex Line Kit	SHIPS FREIGHT
SQUARE	CFB450NGALPL60S CFB450LPALPL60S	with 60" Square Plate	SHIPS FREIGHT
SQUARE	CFB450NGALPL60SFK2 CFB450LPALPL60SFK2	with 60" Square Plate + 3/4" Dual Flex Line Kit	SHIPS FREIGHT

OCTAGONAL CFBO140 – Fits 18" plate or larger



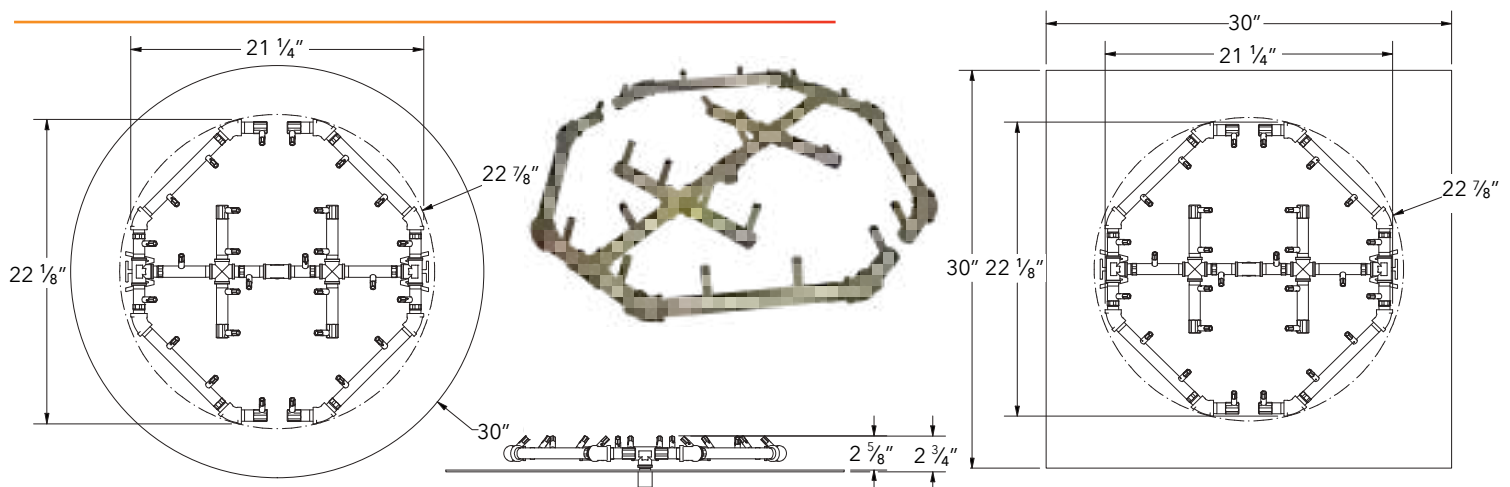
SKU (NG OR LP)		DESCRIPTION	SHIP WEIGHT	SHIP DIMENSIONS
CFBO140NG   CFBO140LP		140K BTU Octagonal Brass Burner	9 lbs	19" x 19" x 7"
Recommended parts - Plate: ALPL18C (circle) or ALPL18S (square) • 3/4" Flex Line Kit • Optional 4x Support Collars				
CIRCLE	CFBO140NGALPL18C CFBO140LPALPL18C	with 18" Circular Plate	15 lbs	19" x 19" x 7"
CIRCLE	CFBO140NGALPL18CFK1 CFBO140LPALPL18CFK1	with 18" Circular Plate + 3/4" Flex Line Kit	18 lbs	19" x 19" x 7"
SQUARE	CFBO140NGALPL18S CFBO140LPALPL18S	with 18" Square Plate	16 lbs	21" x 21" x 7"
SQUARE	CFBO140NGALPL18SFK1 CFBO140LPALPL18SFK1	with 18" Square Plate + 3/4" Flex Line Kit	19 lbs	21" x 21" x 7"

OCTAGONAL CFBO180 – Fits 24" plate or larger



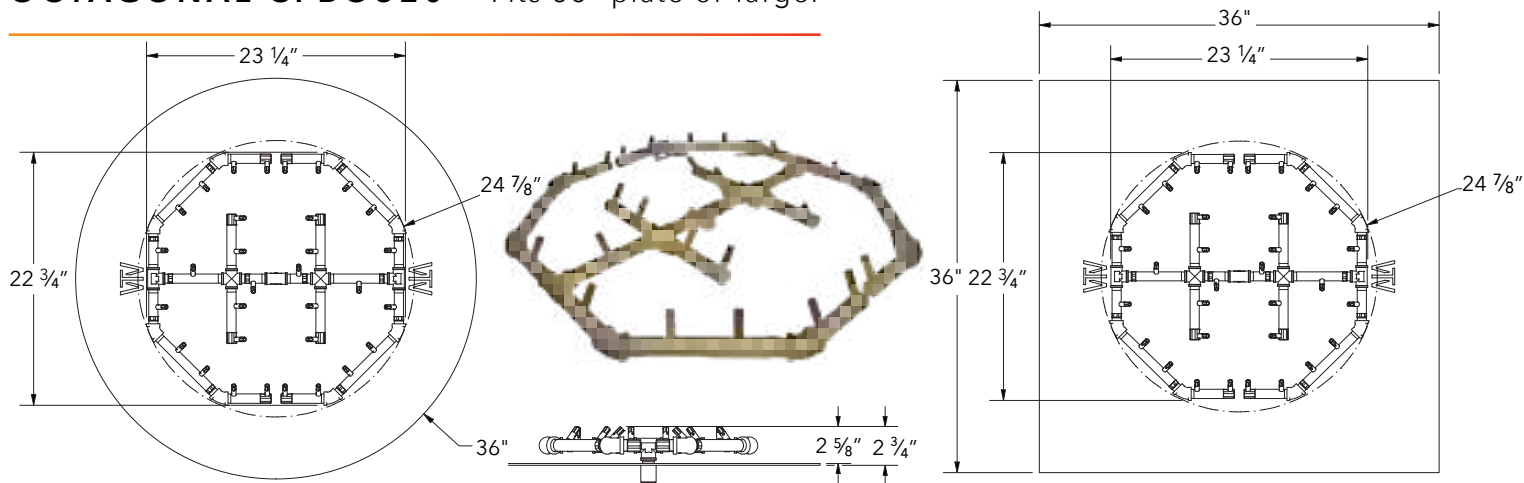
SKU (NG OR LP)		DESCRIPTION	SHIP WEIGHT	SHIP DIMENSIONS
CFBO180NG   CFBO180LP		180K BTU Octagonal Brass Burner	10 lbs	19" x 19" x 7"
Recommended parts - Plate: ALPL24C (circle) or ALPL24S (square) • 3/4" Flex Line Kit • Optional 4x Support Collars				
CIRCLE	CFBO180NGALPL24C CFBO180LPALPL24C	with 24" Circular Plate	16 lbs	25" x 25" x 7"
CIRCLE	CFBO180NGALPL24CFK1 CFBO180LPALPL24CFK1	with 24" Circular Plate + 3/4" Flex Line Kit	19 lbs	25" x 25" x 7"
SQUARE	CFBO180NGALPL24S CFBO180LPALPL24S	with 24" Square Plate	20 lbs	27" x 27" x 7"
SQUARE	CFBO180NGALPL24SFK1 CFBO180LPALPL24SFK1	with 24" Square Plate + 3/4" Flex Line Kit	23 lbs	27" x 27" x 7"

## OCTAGONAL CFBO280 – Fits 30" plate or larger



SKU (NG OR LP)		DESCRIPTION	SHIP WEIGHT	SHIP DIMENSIONS
CFBO280NG   CFBO280LP		280K BTU Octagonal Brass Burner	13 lbs	25" x 25" x 7"
Recommended parts - Plate: ALPL30C (circle) or ALPL30S (square) • ¾" Flex Line Kit • Optional 4x Support Collars				
CIRCLE	CFBO280NGALPL30C CFBO280LPALPL30C	with 30" Circular Plate	24 lbs	31" x 31" x 7"
CIRCLE	CFBO280NGALPL30CFK2 CFBO280LPALPL30CFK2	with 30" Circular Plate + ¾" Dual Flex Line Kit	31 lbs	31" x 31" x 7"
SQUARE	CFBO280NGALPL30S CFBO280LPALPL30S	with 30" Square Plate	27 lbs	33" x 33" x 9"
SQUARE	CFBO280NGALPL30SFK2 CFBO280LPALPL30SFK2	with 30" Square Plate + ¾" Dual Flex Line Kit	34 lbs	33" x 33" x 9"

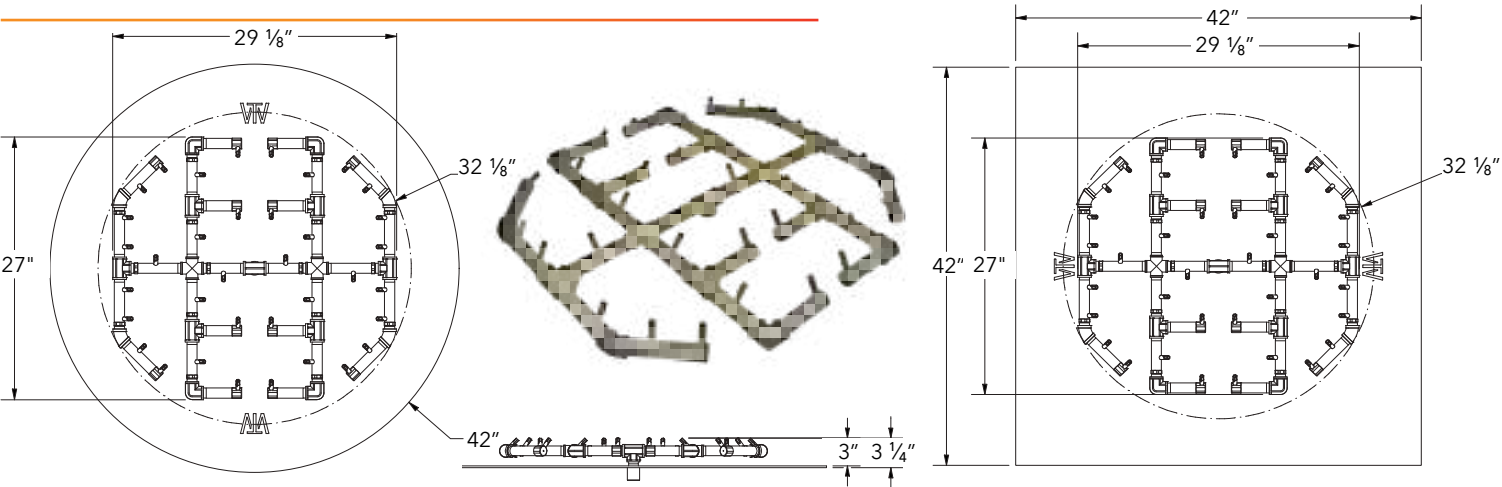
## OCTAGONAL CFBO320 – Fits 36" plate or larger



SKU (NG OR LP)		DESCRIPTION	SHIP WEIGHT	SHIP DIMENSIONS
CFBO320NG   CFBO320LP		320K BTU Octagonal Brass Burner	13 lbs	27" x 27" x 7"
Recommended parts - Plate: ALPL36C (circle) or ALPL36S (square) • ¾" Flex Line Kit • Optional 4x Support Collars				
CIRCLE	CFBO320NGALPL36C CFBO320LPALPL36C	with 36" Circular Plate	29 lbs	37" x 37" x 7"
CIRCLE	CFBO320NGALPL36CFK2 CFBO320LPALPL36CFK2	with 36" Circular Plate + ¾" Dual Flex Line Kit	36 lbs	37" x 37" x 7"
SQUARE	CFBO320NGALPL36S CFBO320LPALPL36S	with 36" Square Plate	32 lbs	27" x 27" x 7"
SQUARE	CFBO320NGALPL36SFK2 CFBO320LPALPL36SFK2	with 36" Square Plate + ¾" Dual Flex Line Kit	39 lbs	27" x 27" x 7"

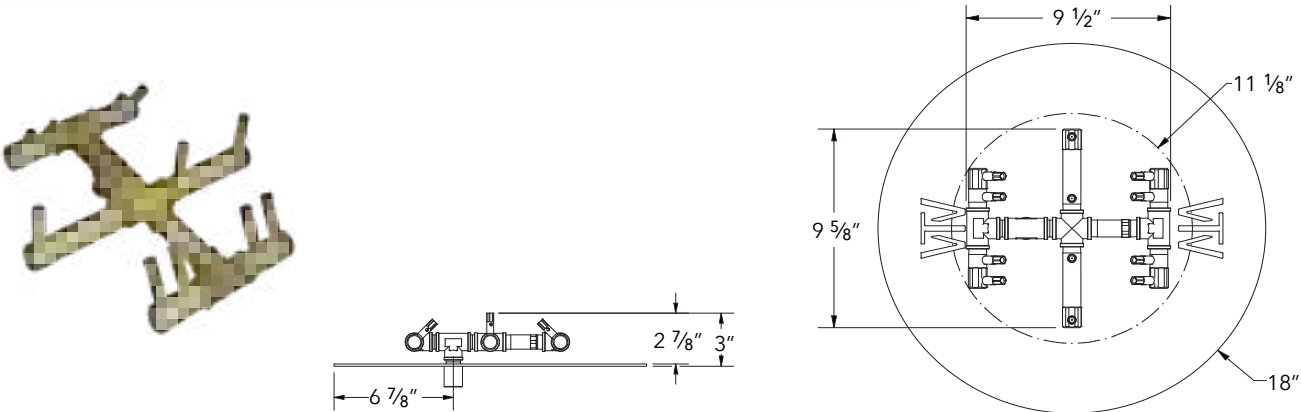


OCTAGONAL CFBO360 – Fits 42" plate or larger



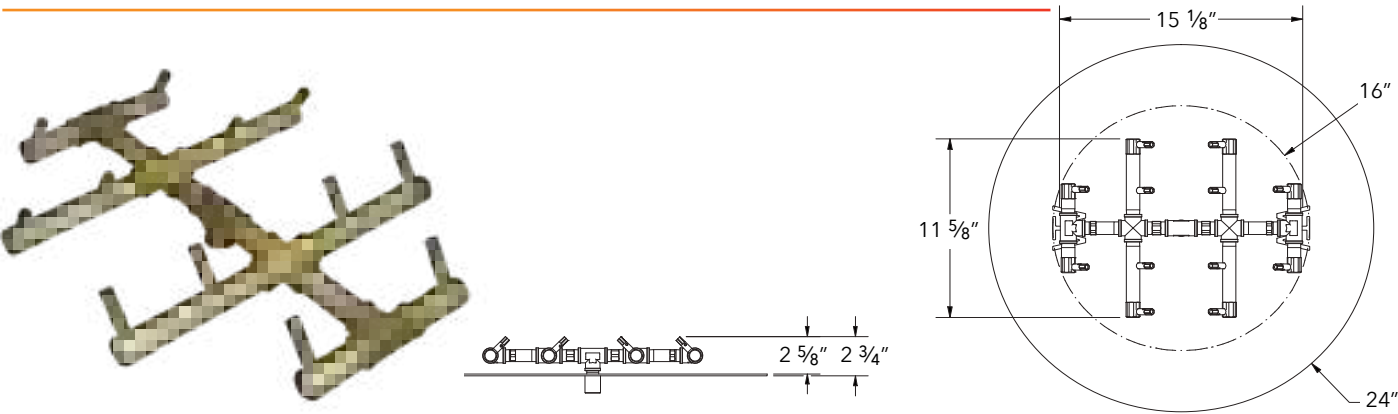
SKU (NG OR LP)		DESCRIPTION	SHIP WEIGHT	SHIP DIMENSIONS
CFBO360NG   CFBO360LP		360K BTU Octagonal Brass Burner	22 lbs	31" x 31" x 7"
Recommended parts - Plate: ALPL42C (circle) or ALPL42S (square) • 3/4" Flex Line Kit • Optional 4x Support Collars				
CIRCLE	CFBO360NGALPL42C CFBO360LPALPL42C	with 42" Circular Plate		SHIPS FREIGHT
CIRCLE	CFBO360NGALPL42CFK2 CFBO360LPALPL42CFK2	with 42" Circular Plate + 3/4" Dual Flex Line Kit		SHIPS FREIGHT
SQUARE	CFBO360NGALPL42S CFBO360LPALPL42S	with 42" Square Plate		SHIPS FREIGHT
SQUARE	CFBO360NGALPL42SFK2 CFBO360LPALPL42SFK2	with 42" Square Plate + 3/4" Dual Flex Line Kit		SHIPS FREIGHT

CIRCLE TREE-STYLE CFBCTL120 – For 18" opening or larger



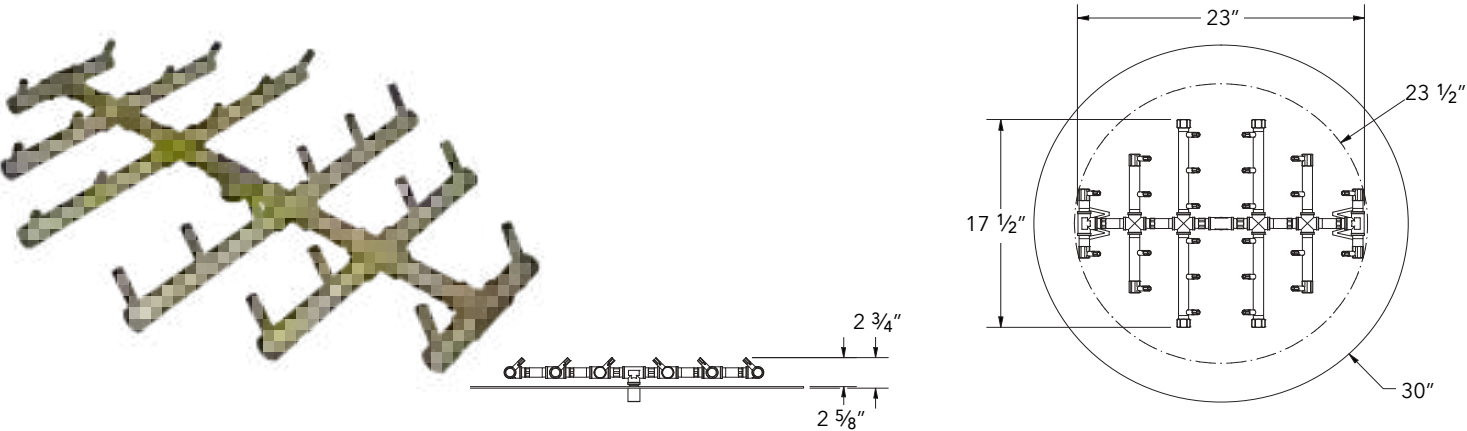
SKU (NG OR LP)		DESCRIPTION	SHIP WEIGHT	SHIP DIMENSIONS
CFBCTL120NG   CFBCTL120LP		120K BTU Circle Tree-Style Brass Burner	6 lbs	13" x 13" x 5"
Recommended parts - Plate: ALPL18C (circle) • 3/4" Flex Line Kit • Optional 3x Support Collars				
CFBCTL120NGALPL18C CFBCTL120LPALPL18C		with 18" Circular Plate	12 lbs	19" x 19" x 7"
CFBCTL120NGALPL18CFK1 CFBCTL120LPALPL18CFK1		with 18" Circular Plate + 3/4" Flex Line Kit	15 lbs	19" x 19" x 7"

CIRCLE TREE-STYLE CFBCTXL120 – For 24" opening or larger



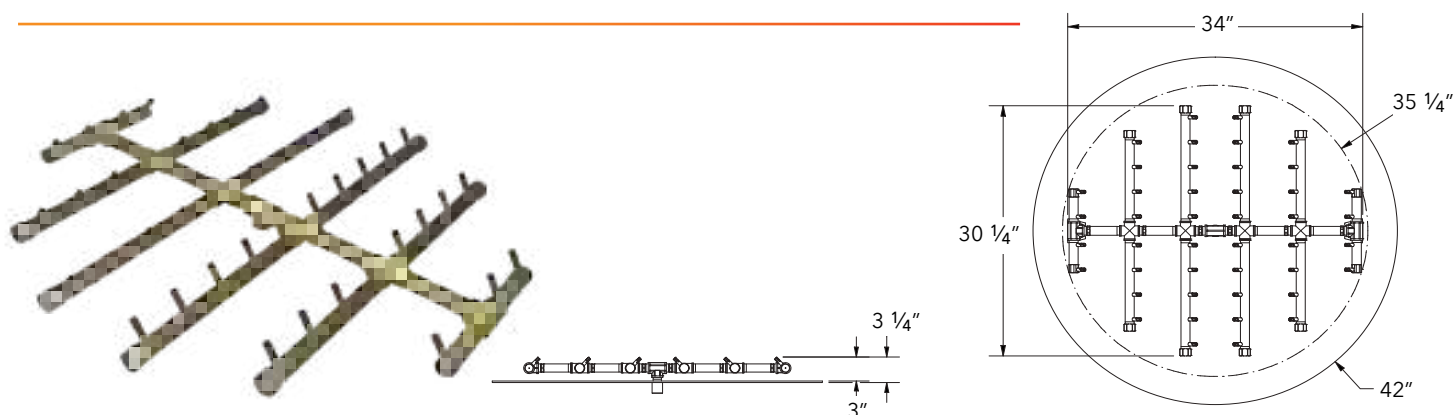
SKU (NG OR LP)	DESCRIPTION	SHIP WEIGHT	SHIP DIMENSIONS
CFBCTXL120NG   CFBCTXL120LP	120K BTU Extended Length Circle Tree-Style Brass Burner	7 lbs	19" x 19" x 7"
Recommended parts - Plate: ALPL24C (circle) • 3/4" Flex Line Kit • Optional 4x Support Collars			
CFBCTXL120NGALPL24C CFBCTXL120LPALPL24C	with 24" Circular Plate	15 lbs	25" x 25" x 7"
CFBCTXL120NGALPL24CFK1 CFBCTXL120LPALPL24CFK1	with 24" Circular Plate + 3/4" Flex Line Kit	18 lbs	25" x 25" x 7"

CIRCLE TREE-STYLE CFBCT240 – For 30" opening or larger



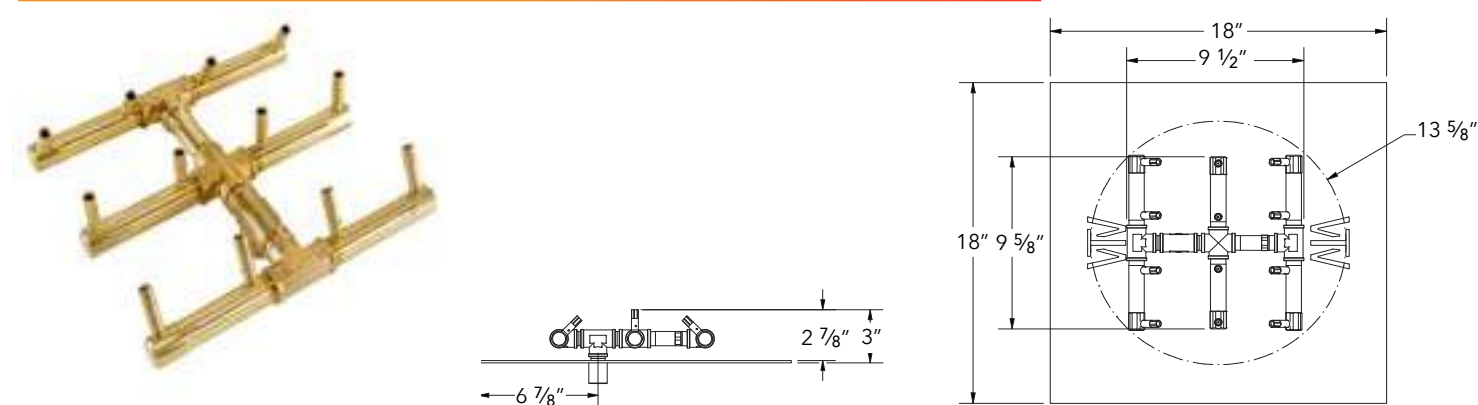
SKU (NG OR LP)	DESCRIPTION	SHIP WEIGHT	SHIP DIMENSIONS
CFBCT240NG   CFBCT240LP	240K BTU Circle Tree-Style Brass Burner	11 lbs	27" x 27" x 7"
Recommended parts - Plate: ALPL30C (circle) • 3/4" Flex Line Kit • Optional 5x Support Collars			
CFBCT240NGALPL30C CFBCT240LPALPL30C	with 30" Circular Plate	22 lbs	31" x 31" x 7"
CFBCT240NGALPL30CFK1 CFBCT240LPALPL30CFK1	with 30" Circular Plate + 3/4" Flex Line Kit	25 lbs	31" x 31" x 7"

## CIRCLE TREE-STYLE CFBCT440 - For 42" opening or larger



SKU (NG OR LP)	DESCRIPTION	SHIP WEIGHT	SHIP DIMENSIONS
CFBCT440NG   CFBCT440LP	440K BTU Circle Tree-Style Brass Burner	30 lbs	37" x 37" x 7"
Recommended parts - Plate: ALPL42C (circle) • 3/4" Dual Flex Line Kit • Optional 7x Support Collars			
CFBCT440NGALPL42C CFBCT440LPALPL42C	with 42" Circular Plate		SHIPS FREIGHT
CFBCT440NGALPL42CFK2 CFBCT440LPALPL42CFK2	with 42" Circular Plate + 3/4" Dual Flex Line Kit		SHIPS FREIGHT

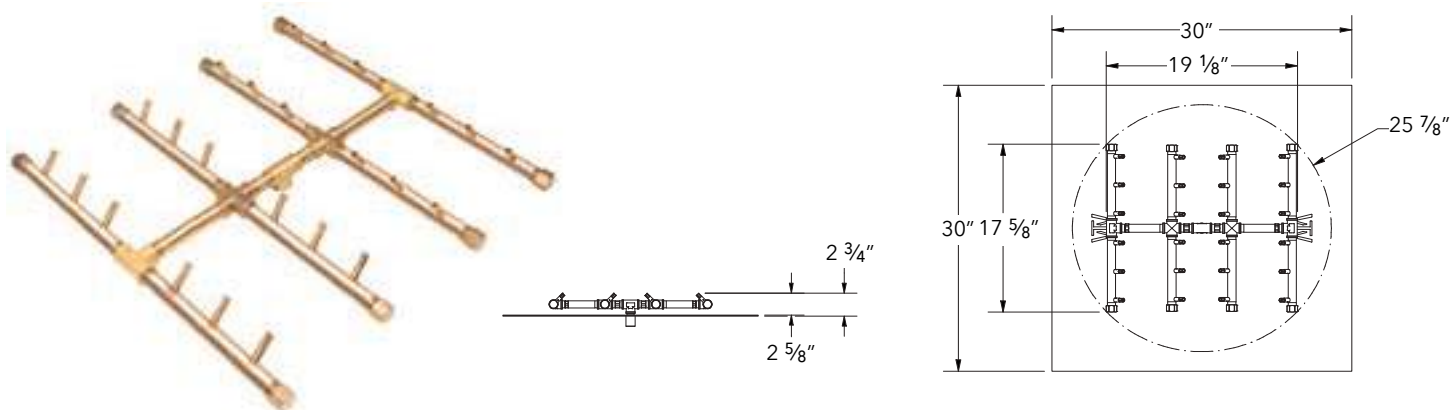
## SQUARE TREE-STYLE CFBST120 - For 18" opening or larger



SKU (NG OR LP)	DESCRIPTION	SHIP WEIGHT	SHIP DIMENSIONS
CFBST120NG   CFBST120LP	120K BTU Square Tree-Style Brass Burner	6 lbs	13" x 13" x 5"
Recommended parts - Plate: ALPL18S (square) • 3/4" Flex Line Kit • Optional 4x Support Collars			
CFBST120NGALPL18S CFBST120LPALPL18S	with 18" Square Plate	13 lbs	19" x 19" x 7"
CFBST120NGALPL18SFK1 CFBST120LPALPL18SFK1	with 18" Square Plate + 3/4" Flex Line Kit	16 lbs	19" x 19" x 7"

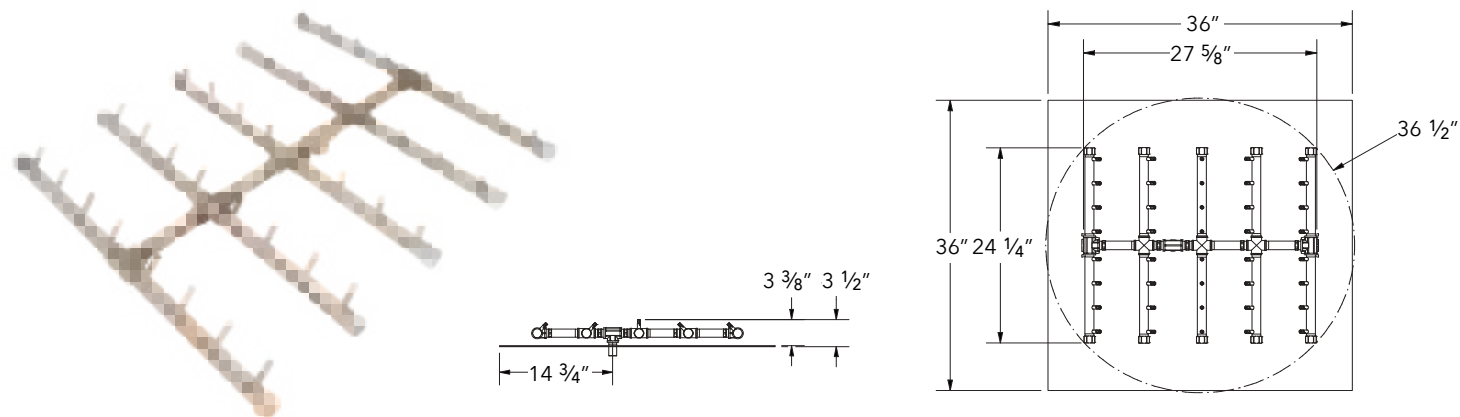


## SQUARE TREE-STYLE CFBST240 - For 30" opening or larger



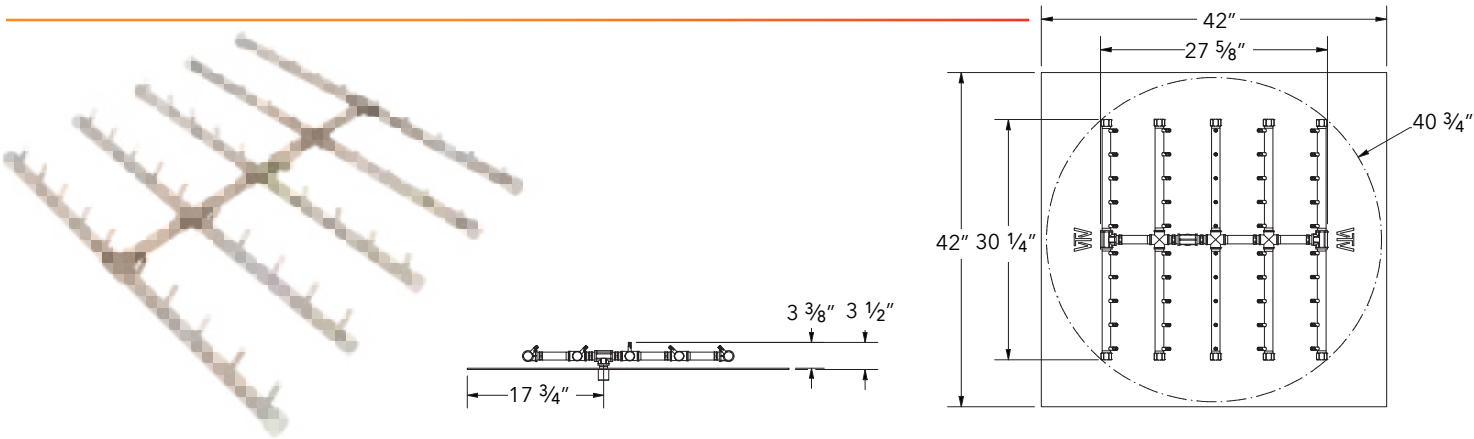
SKU (NG OR LP)	DESCRIPTION	SHIP WEIGHT	SHIP DIMENSIONS
CFBST240NG   CFBST240LP	240K BTU Square Tree-Style Brass Burner	11 lbs	21" x 21" x 7"
Recommended parts - Plate: ALPL30S (square) • 3/4" Flex Line Kit • Optional 4x Support Collars			
CFBST240NGALPL30S CFBST240LPALPL30S	with 30" Square Plate	25 lbs	31" x 31" x 7"
CFBST240NGALPL30SFK1 CFBST240LPALPL30SFK1	with 30" Square Plate + 3/4" Flex Line Kit	28 lbs	31" x 31" x 7"

## SQUARE TREE-STYLE CFBST400 - For 36" opening or larger



SKU (NG OR LP)	DESCRIPTION	SHIP WEIGHT	SHIP DIMENSIONS
CFBST400NG   CFBST400LP	400K BTU Square Tree-Style Brass Burner	18 lbs	29" x 29" x 7"
Recommended parts - Plate: ALPL36S (square) • 3/4" Dual Flex Line Kit • Optional 4x Support Collars			
CFBST400NGALPL36S CFBST400LPALPL36S	with 36" Square Plate	37 lbs	37" x 37" x 7"
CFBST400NGALPL36SFK2 CFBST400LPALPL36SFK2	with 36" Square Plate + 3/4" Dual Flex Line Kit	44 lbs	37" x 37" x 7"

SQUARE TREE-STYLE CFBST500 - For 42" opening or larger



SKU (NG OR LP)	DESCRIPTION	SHIP WEIGHT	SHIP DIMENSIONS
CFBST500NG   CFBST500LP	500K BTU Square Tree-Style Brass Burner	22 lbs	33" x 33" x 9"
Recommended parts - Plate: ALPL42S (square) • 3/4" Dual Flex Line Kit • Optional 7x Support Collars			
CFBST500NGALPL42S CFBST500LPALPL42S	with 42" Square Plate		SHIPS FREIGHT
CFBST500NGALPL42SFK2 CFBST500LPALPL42SFK2	with 42" Square Plate + 3/4" Dual Flex Line Kit		SHIPS FREIGHT

MADE IN THE  
USA.

Outstanding Quality and  
Reliable Lead Times.

# OPTIONS FOR RECTANGULAR OPENINGS AND OUTDOOR FIREPLACES


Designed for standard-sized rectangular fire features, these CROSSFIRE® Brass Burners range from 90K to 480K BTUs.

When deciding which burner is best for your project, remember to consult the guide on page 6 for information about size compatibility.

**Need a different size, custom shape, or have BTU questions?**  
Whatever your question, our team is happy to help. Call our Flame Specialists at (303) 346-2224.

COMPLETE THE FEATURE WITH MEDIA, PAGE 64

Linear



H-Style



Tree-Style



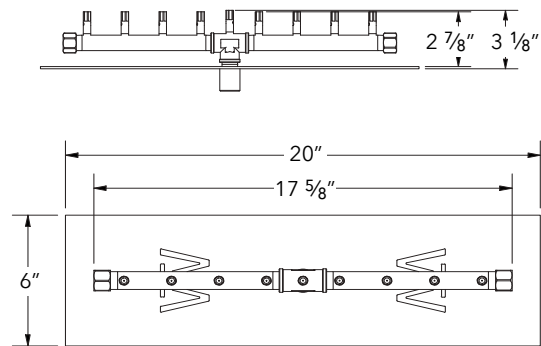

Double Tree-Style



SKU BREAKDOWN	Octagonal (Burner Type)				Gas Type		Size of Plate		Flex Line Kit								
	C	F	B	O	3	6	0	N	G	A	L	P	4	2	C	F	K
	CROSSFIRE® Brass Burner				BTU		Plate or Pan		Shape of Plate or Pan								

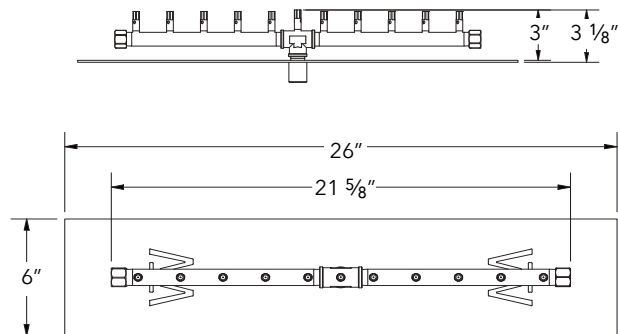



**LINEAR CFBL90** – For 20" x 6" opening or larger



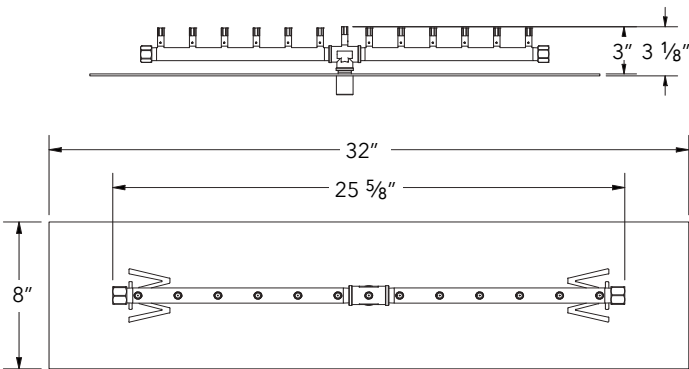

SKU (NG OR LP)	DESCRIPTION	SHIP WEIGHT	SHIP DIMENSIONS
CFBL90NG   CFBL90LP	90K BTU Linear Brass Burner	4 lbs	25" x 5" x 5"
Recommended parts - Plate: ALPL206 • 3/4" Flex Line Kit • Optional 3x Support Collars			
CFBL90NGALPL206 CFBL90LPALPL206	with 20" x 6" Rectangular Plate	6 lbs	25" x 9" x 9"
CFBL90NGALPL206FK1 CFBL90LPALPL206FK1	with 20" x 6" Plate + 3/4" Flex Line Kit	9 lbs	25" x 9" x 9"

**LINEAR CFBL110** – For 26" x 6" opening or larger



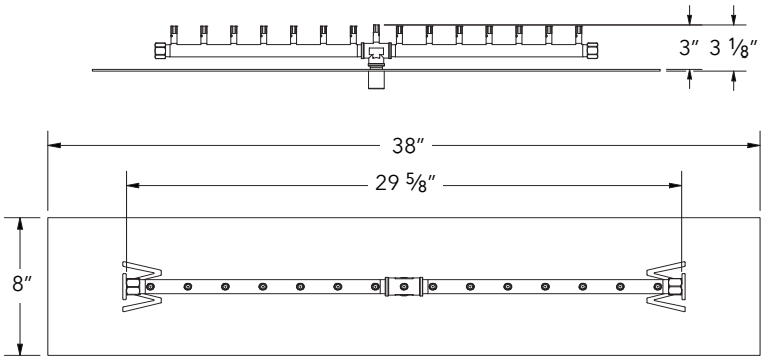

SKU (NG OR LP)	DESCRIPTION	SHIP WEIGHT	SHIP DIMENSIONS
CFBL110NG   CFBL110LP	110K BTU Linear Brass Burner	5 lbs	25" x 5" x 5"
Recommended parts - Plate: ALPL266 • 3/4" Flex Line Kit • Optional 3x Support Collars			
CFBL110NGALPL266 CFBL110LPALPL266	with 26" x 6" Rectangular Plate	8 lbs	31" x 7" x 7"
CFBL110NGALPL266FK1 CFBL110LPALPL266FK1	with 26" x 6" Plate + 3/4" Flex Line Kit	11 lbs	31" x 7" x 7"

LINEAR CFBL130 – For 32" x 8" opening or larger



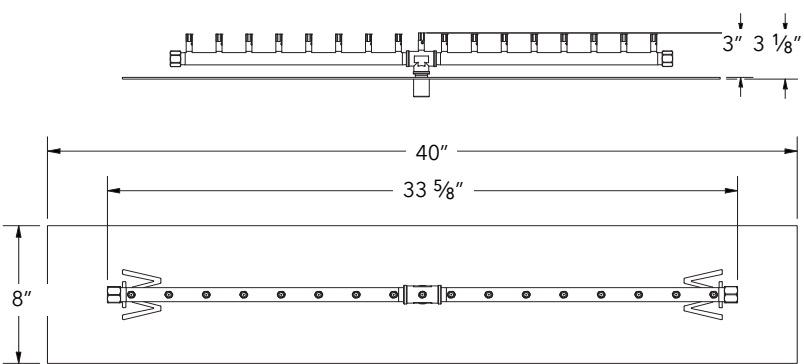

SKU (NG OR LP)	DESCRIPTION	SHIP WEIGHT	SHIP DIMENSIONS
CFBL130NG   CFBL130LP	130K BTU Linear Brass Burner	5 lbs	37" x 5" x 5"
Recommended parts - Plate: ALPL328 • 3/4" Flex Line Kit • Optional 4x Support Collars			
CFBL130NGALPL328 CFBL130LPALPL328	with 32" x 8" Rectangular Plate	9 lbs	37" x 13" x 13"
CFBL130NGALPL328FK1 CFBL130LPALPL328FK1	with 32" x 8" Plate + 3/4" Flex Line Kit	12 lbs	37" x 13" x 13"

LINEAR CFBL150 – For 38" x 8" opening or larger



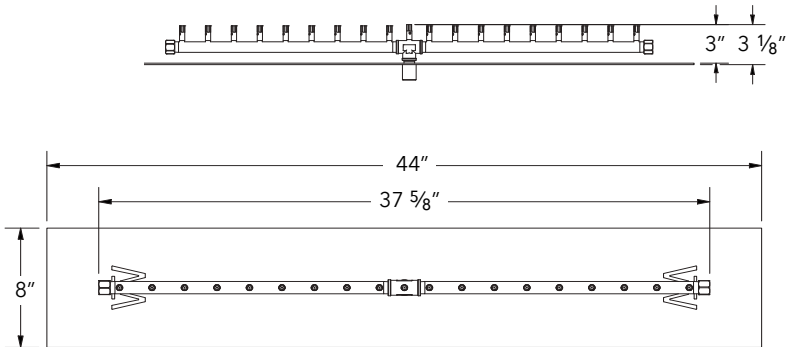

SKU (NG OR LP)	DESCRIPTION	SHIP WEIGHT	SHIP DIMENSIONS
CFBL150NG   CFBL150LP	150K BTU Linear Brass Burner	5 lbs	37" x 5" x 5"
Recommended parts - Plate: ALPL388 • 3/4" Flex Line Kit • Optional 4x Support Collars			
CFBL150NGALPL388 CFBL150LPALPL388	with 38" x 8" Rectangular Plate	9 lbs	41" x 9" x 9"
CFBL150NGALPL388FK1 CFBL150LPALPL388FK1	with 38" x 8" Plate + 3/4" Flex Line Kit	12 lbs	41" x 9" x 9"

LINEAR CFBL170 – For 40" x 8" opening or larger



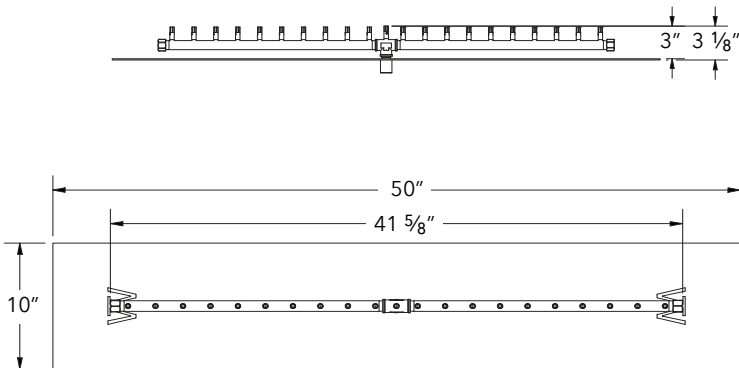

SKU (NG OR LP)	DESCRIPTION	SHIP WEIGHT	SHIP DIMENSIONS
CFBL170NG   CFBL170LP	170K BTU Linear Brass Burner	5 lbs	37" x 5" x 5"
Recommended parts - Plate: ALPL408 • 3/4" Flex Line Kit • Optional 5x Support Collars			
CFBL170NGALPL408 CFBL170LPALPL408	with 40" x 8" Rectangular Plate	10 lbs	49" x 13" x 7"
CFBL170NGALPL408FK1 CFBL170LPALPL408FK1	with 40" x 8" Plate + 3/4" Flex Line Kit	13 lbs	49" x 13" x 7"

LINEAR CFBL190 – For 44" x 8" opening or larger



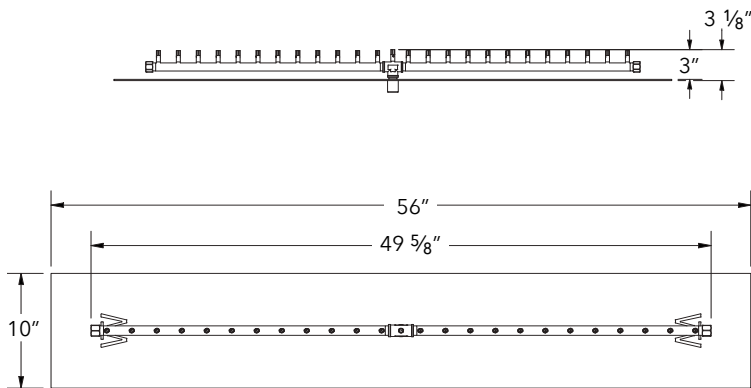

SKU (NG OR LP)	DESCRIPTION	SHIP WEIGHT	SHIP DIMENSIONS
CFBL190NG   CFBL190LP	190K BTU Linear Brass Burner	6 lbs	49" x 5" x 5"
Recommended parts - Plate: ALPL448 • 3/4" Flex Line Kit • Optional 5x Support Collars			
CFBL190NGALPL448 CFBL190LPALPL448	with 44" x 8" Rectangular Plate	14 lbs	50" x 20" x 7"
CFBL190NGALPL448FK1 CFBL190LPALPL448FK1	with 44" x 8" Plate + 3/4" Flex Line Kit	17 lbs	50" x 20" x 7"

LINEAR CFBL210 – For 50" x 10" opening or larger



SKU (NG OR LP)	DESCRIPTION	SHIP WEIGHT	SHIP DIMENSIONS
CFBL210NG   CFBL210LP	210K BTU Linear Brass Burner	7 lbs	49" x 5" x 5"
Recommended parts - Plate: ALPL5010 • 3/4" Flex Line Kit • Optional 6x Support Collars			
CFBL210NGALPL5010 CFBL210LPALPL5010	with 50" x 10" Rectangular Plate	17 lbs	61" x 13" x 8"
CFBL210NGALPL5010FK1 CFBL210LPALPL5010FK1	with 50" x 10" Plate + 3/4" Flex Line Kit	20 lbs	61" x 13" x 8"

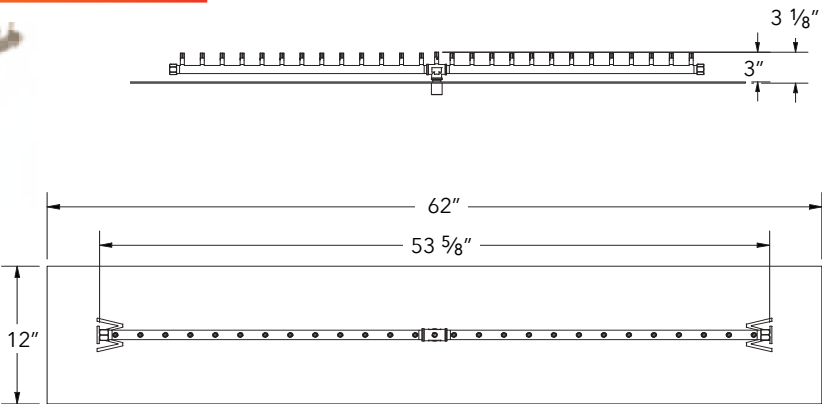

LINEAR CFBL250 – For 56" x 10" opening or larger



SKU (NG OR LP)	DESCRIPTION	SHIP WEIGHT	SHIP DIMENSIONS
CFBL250NG   CFBL250LP	250K BTU Linear Brass Burner	7 lbs	72" x 3" x 3"
Recommended parts - Plate: ALPL5610 • 3/4" Dual Flex Line Kit • Optional 7x Support Collars			
CFBL250NGALPL5610 CFBL250LPALPL5610	with 56" x 10" Rectangular Plate	19 lbs	61" x 13" x 8"
CFBL250NGALPL5610FK2 CFBL250LPALPL5610FK2	with 56" x 10" Plate + 3/4" Dual Flex Line Kit	26 lbs	61" x 13" x 8"



LINEAR CFBL270 – For 62" x 12" opening or larger

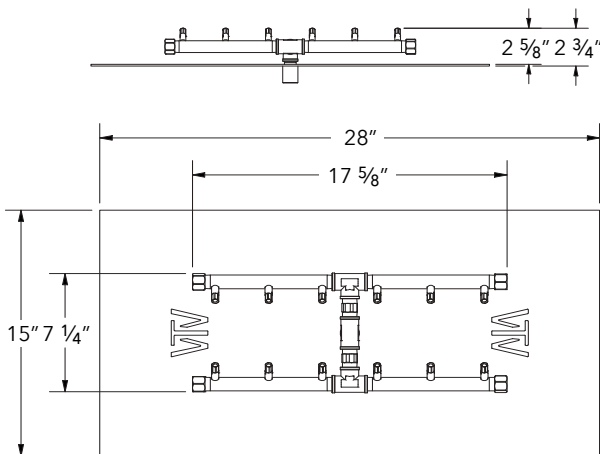


SKU (NG OR LP)	DESCRIPTION	SHIP WEIGHT	SHIP DIMENSIONS
CFBL270NG   CFBL270LP	270K BTU Linear Brass Burner	8 lbs	72" x 3" x 3"
Recommended parts - Plate: ALPL6212 • 3/4" Dual Flex Line Kit • Optional 8x Support Collars			
CFBL270NGALPL6212 CFBL270LPALPL6212	with 62" x 12" Rectangular Plate		SHIPS FREIGHT
CFBL270NGALPL6212FK2 CFBL270LPALPL6212FK2	with 62" x 12" Plate + 3/4" Dual Flex Line Kit		SHIPS FREIGHT

# FIRE. PERFECTED.

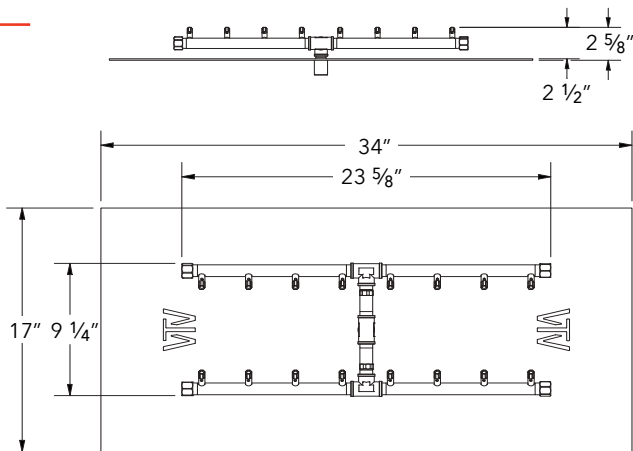
We provide the tallest, brightest and most natural looking flame for your customers.

# H-STYLE CFBH120 – For 28" x 15" opening or larger



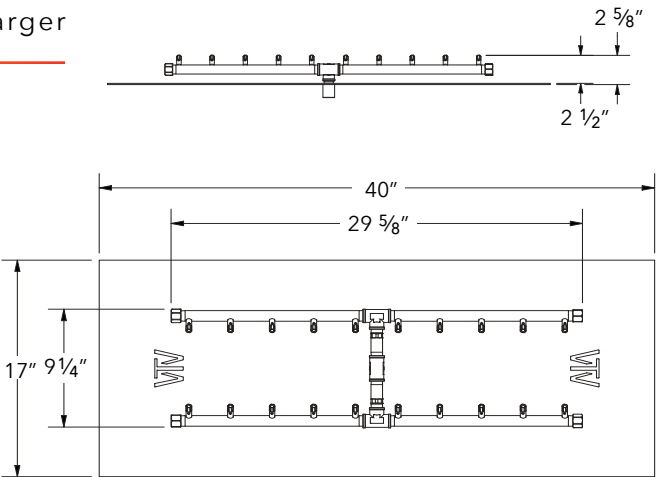
SKU (NG OR LP)	DESCRIPTION	SHIP WEIGHT	SHIP DIMENSIONS
CFBH120NG   CFBH120LP	120K BTU H-Style Brass Burner	7 lbs	19" x 15" x 5"
Recommended parts - Plate: ALPL2815 • 3/4" Flex Line Kit • Optional 4x Support Collars			
CFBH120NGALPL2815 CFBH120LPALPL2815	with 28" x 15" Rectangular Plate	13 lbs	29" x 29" x 7"
CFBH120NGALPL2815FK1 CFBH120LPALPL2815FK1	with 28" x 15" Plate + 3/4" Flex Line Kit	16 lbs	29" x 29" x 7"

# H-STYLE CFBH160 – For 34" x 17" opening or larger



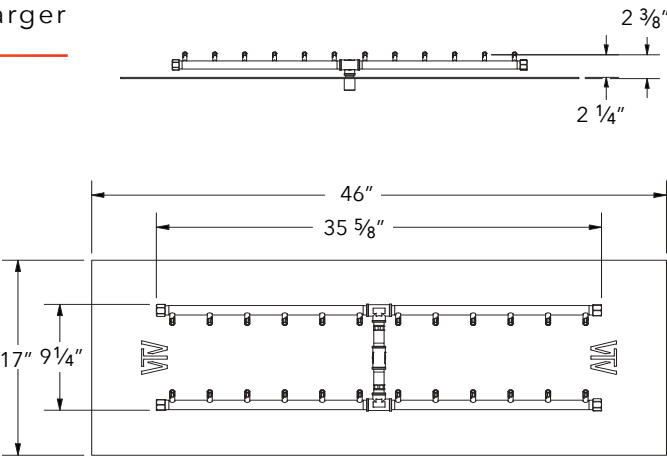
SKU (NG OR LP)	DESCRIPTION	SHIP WEIGHT	SHIP DIMENSIONS
CFBH160NG   CFBH160LP	160K BTU H-Style Brass Burner	8 lbs	25" x 9" x 7"
Recommended parts - Plate: ALPL3417 • 3/4" Flex Line Kit • Optional 5x Support Collars			
CFBH160NGALPL3417 CFBH160LPALPL3417	with 34" x 17" Rectangular Plate	16 lbs	37" x 37" x 7"
CFBH160NGALPL3417FK1 CFBH160LPALPL3417FK1	with 34" x 17" Plate + 3/4" Flex Line Kit	19 lbs	37" x 37" x 7"

# H-STYLE CFBH200 – For 40" x 17" opening or larger



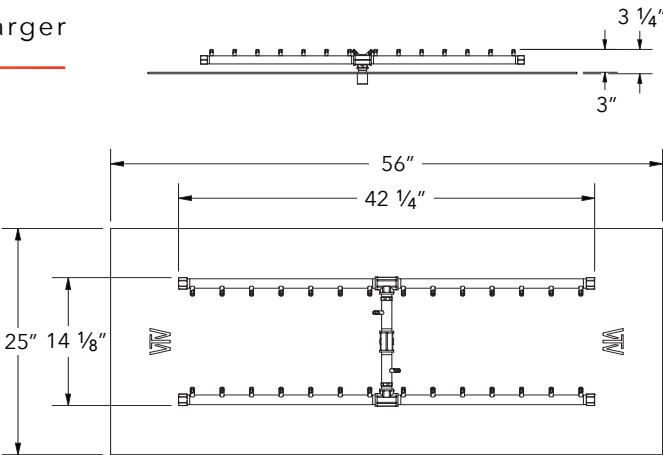

SKU (NG OR LP)	DESCRIPTION	SHIP WEIGHT	SHIP DIMENSIONS
CFBH200NG   CFBH200LP	200K BTU H-Style Brass Burner	9 lbs	37" x 13" x 13"
Recommended parts - Plate: ALPL4017 • 3/4" Flex Line Kit • Optional 6x Support Collars			
CFBH200NGALPL4017 CFBH200LPALPL4017	with 40" x 17" Rectangular Plate	18 lbs	50" x 20" x 7"
CFBH200NGALPL4017FK1 CFBH200LPALPL4017FK1	with 40" x 17" Plate + 3/4" Flex Line Kit	21 lbs	50" x 20" x 7"

# H-STYLE CFBH240 – For 46" x 17" opening or larger



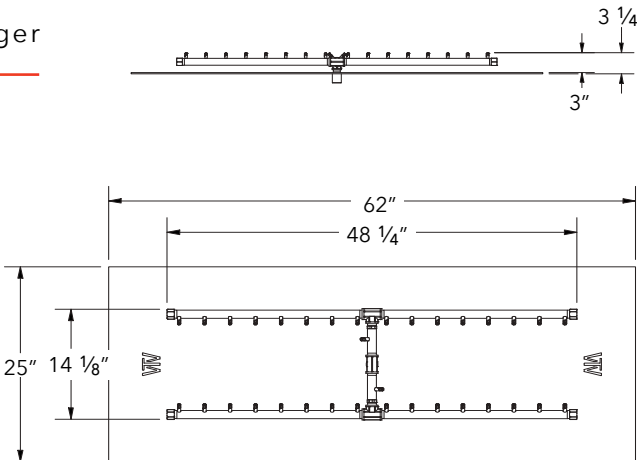

SKU (NG OR LP)	DESCRIPTION	SHIP WEIGHT	SHIP DIMENSIONS
CFBH240NG   CFBH240LP	240K BTU H-Style Brass Burner	10 lbs	37" x 13" x 13"
Recommended parts - Plate: ALPL4617 • 3/4" Flex Line Kit • Optional 7x Support Collars			
CFBH240NGALPL4617 CFBH240LPALPL4617	with 46" x 17" Rectangular Plate	26 lbs	50" x 20" x 7"
CFBH240NGALPL4617FK1 CFBH240LPALPL4617FK1	with 46" x 17" Plate + 3/4" Flex Line Kit	29 lbs	50" x 20" x 7"

# H-STYLE CFBH300 – For 56" x 25" opening or larger



SKU (NG OR LP)	DESCRIPTION	SHIP WEIGHT	SHIP DIMENSIONS
CFBH300NG   CFBH300LP	300K BTU H-Style Brass Burner	18 lbs	50" x 20" x 7"
Recommended parts - Plate: ALPL5625 • 3/4" Dual Flex Line Kit • Optional 9x Support Collars			
CFBH300NGALPL5625 CFBH300LPALPL5625	with 56" x 25" Rectangular Plate		SHIPS FREIGHT
CFBH300NGALPL5625FK2 CFBH300LPALPL5625FK2	with 56" x 25" Plate + 3/4" Dual Flex Line Kit		SHIPS FREIGHT

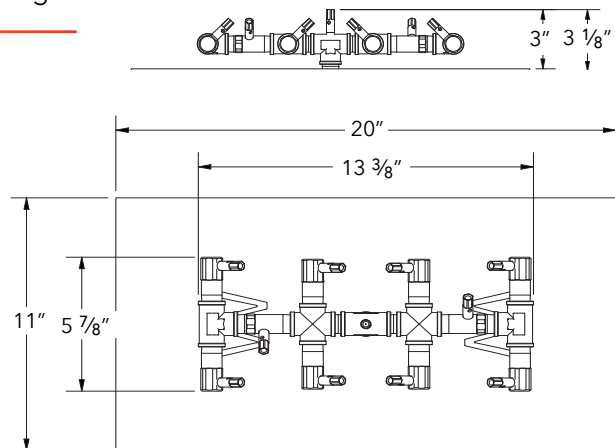

# H-STYLE CFBH340 – For 62" x 25" opening or larger



SKU (NG OR LP)	DESCRIPTION	SHIP WEIGHT	SHIP DIMENSIONS
CFBH340NG   CFBH340LP	340K BTU H-Style Brass Burner	24 lbs	50" x 20" x 7"
Recommended parts - Plate: ALPL6225 • 3/4" Dual Flex Line Kit • Optional 9x Support Collars			
CFBH340NGALPL6225 CFBH340LPALPL6225	with 62" x 25" Rectangular Plate		SHIPS FREIGHT
CFBH340NGALPL6225FK2 CFBH340LPALPL6225FK2	with 62" x 25" Plate + 3/4" Dual Flex Line Kit		SHIPS FREIGHT

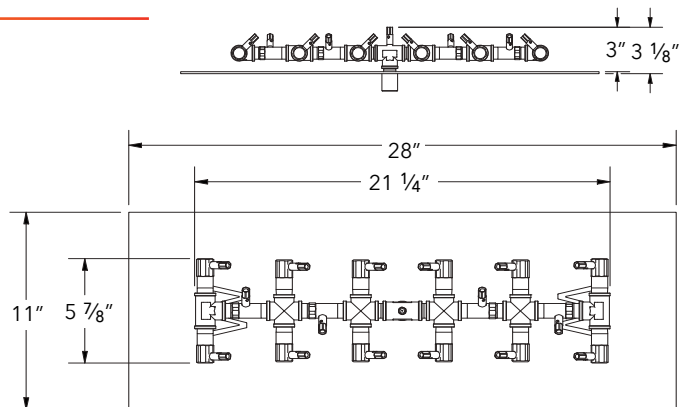



**TREE-STYLE CFBT110** – For 20" x 11" opening or larger



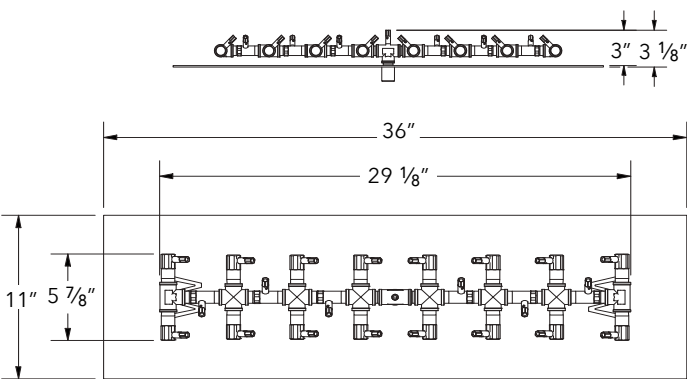
SKU (NG OR LP)	DESCRIPTION	SHIP WEIGHT	SHIP DIMENSIONS
CFBT110NG   CFBT110LP	110K BTU Tree-Style Brass Burner	6 lbs	15" x 15" x 5"
Recommended parts - Plate: ALPL2011 • 3/4" Flex Line Kit • Optional 3x Support Collars			
CFBT110NGALPL2011 CFBT110LPALPL2011	with 20" x 11" Rectangular Plate	9 lbs	21" x 21" x 7"
CFBT110NGALPL2011FK1 CFBT110LPALPL2011FK1	with 20" x 11" Plate + 3/4" Flex Line Kit	12 lbs	21" x 21" x 7"

**TREE-STYLE CFBT170** – For 28" x 11" opening or larger



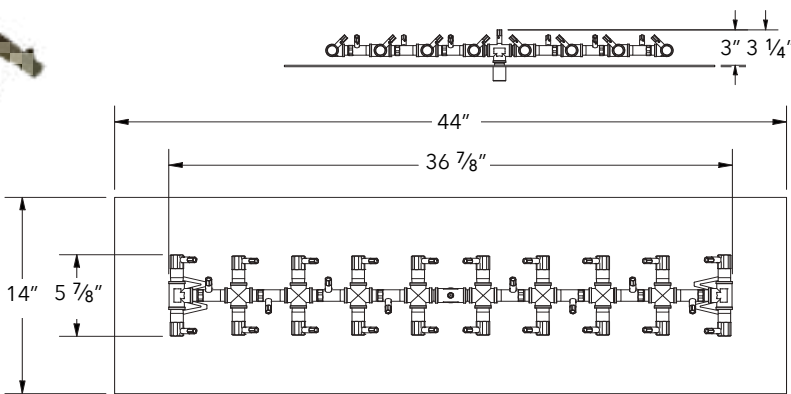
SKU (NG OR LP)	DESCRIPTION	SHIP WEIGHT	SHIP DIMENSIONS
CFBT170NG   CFBT170LP	170K BTU Tree-Style Brass Burner	8 lbs	24" x 8" x 8"
Recommended parts - Plate: ALPL2811 • 3/4" Flex Line Kit • Optional 4x Support Collars			
CFBT170NGALPL2811 CFBT170LPALPL2811	with 28" x 11" Rectangular Plate	13 lbs	37" x 20" x 7"
CFBT170NGALPL2811FK1 CFBT170LPALPL2811FK1	with 28" x 11" Plate + 3/4" Flex Line Kit	16 lbs	37" x 20" x 7"

**TREE-STYLE CFBT230** – For 36" x 11" opening or larger



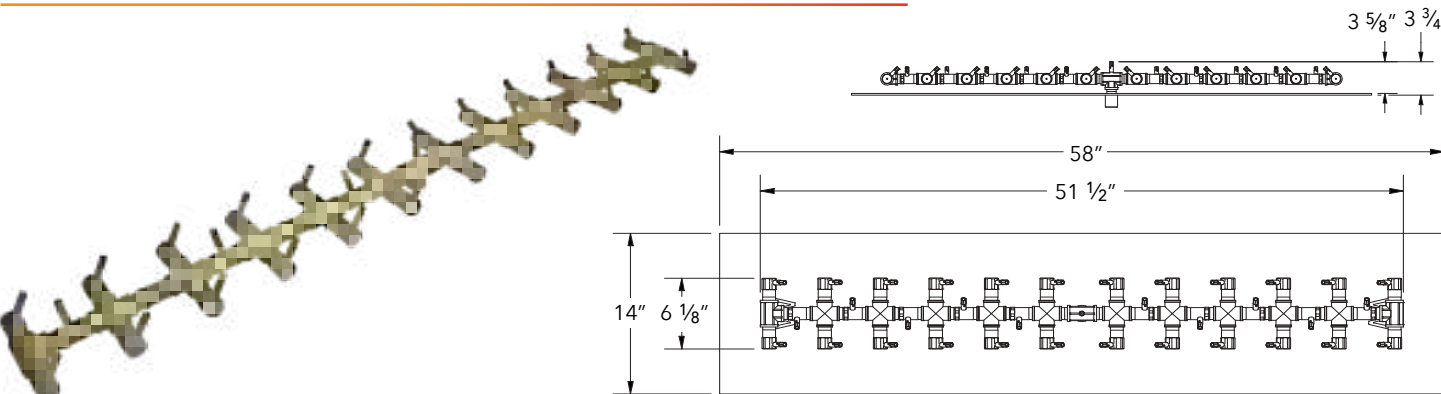
SKU (NG OR LP)	DESCRIPTION	SHIP WEIGHT	SHIP DIMENSIONS
CFBT230NG   CFBT230LP	230K BTU Tree-Style Brass Burner	10 lbs	38" x 20" x 7"
Recommended parts - Plate: ALPL3611 • 3/4" Flex Line Kit • Optional 5x Support Collars			
CFBT230NGALPL3611 CFBT230LPALPL3611	with 36" x 11" Rectangular Plate	16 lbs	38" x 20" x 7"
CFBT230NGALPL3611FK1 CFBT230LPALPL3611FK1	with 36" x 11" Plate + 3/4" Flex Line Kit	19 lbs	38" x 20" x 7"

**TREE-STYLE CFBT290** – For 44" x 14" opening or larger



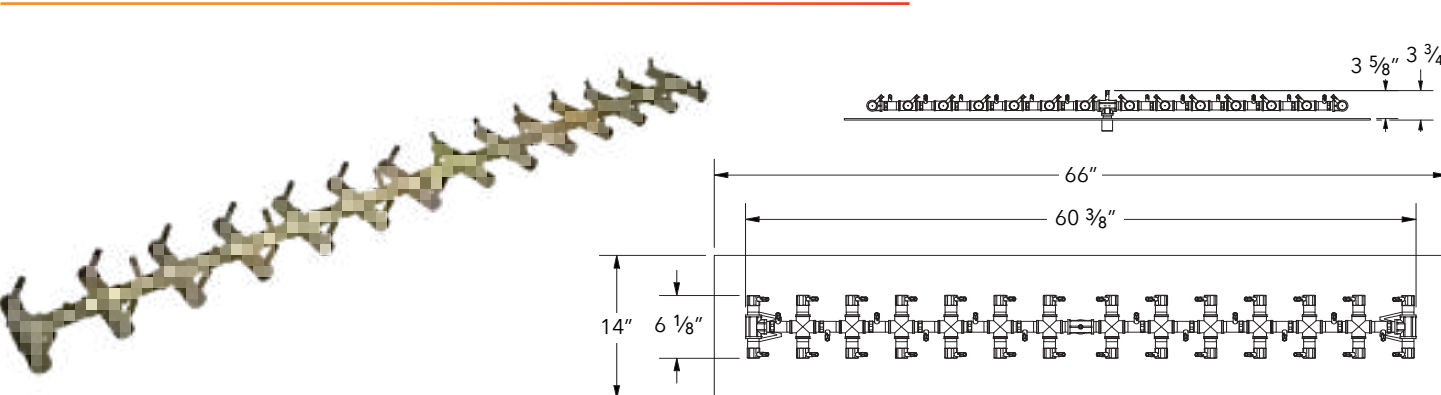
SKU (NG OR LP)	DESCRIPTION	SHIP WEIGHT	SHIP DIMENSIONS
CFBT290NG   CFBT290LP	290K BTU Tree-Style Brass Burner	12 lbs	50" x 20" x 7"
Recommended parts - Plate: ALPL4414 • 3/4" Dual Flex Line Kit • Optional 5x Support Collars			
CFBT290NGALPL4414 CFBT290LPALPL4414	with 44" x 14" Rectangular Plate	25 lbs	50" x 20" x 7"
CFBT290NGALPL4414FK2 CFBT290LPALPL4414FK2	with 44" x 14" Plate + 3/4" Dual Flex Line Kit	32 lbs	50" x 20" x 7"

**TREE-STYLE CFBT350** – For 58" x 14" opening or larger



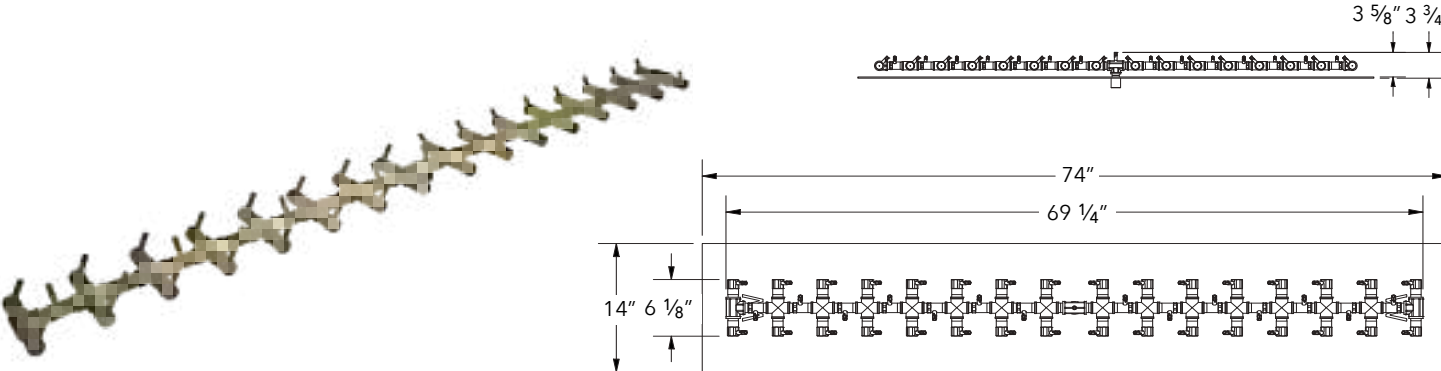
SKU (NG OR LP)	DESCRIPTION	SHIP WEIGHT	SHIP DIMENSIONS
CFBT350NG   CFBT350LP	350K BTU Tree-Style Brass Burner	20 lbs	61" x 19" x 7"
Recommended parts - Plate: ALPL5814 • 3/4" Dual Flex Line Kit • Optional 7x Support Collars			
CFBT350NGALPL5814 CFBT350LPALPL5814	with 58" x 14" Rectangular Plate		SHIPS FREIGHT
CFBT350NGALPL5814FK2 CFBT350LPALPL5814FK2	with 58" x 14" Plate + 3/4" Dual Flex Line Kit		SHIPS FREIGHT

**TREE-STYLE CFBT410** – For 66" x 14" opening or larger



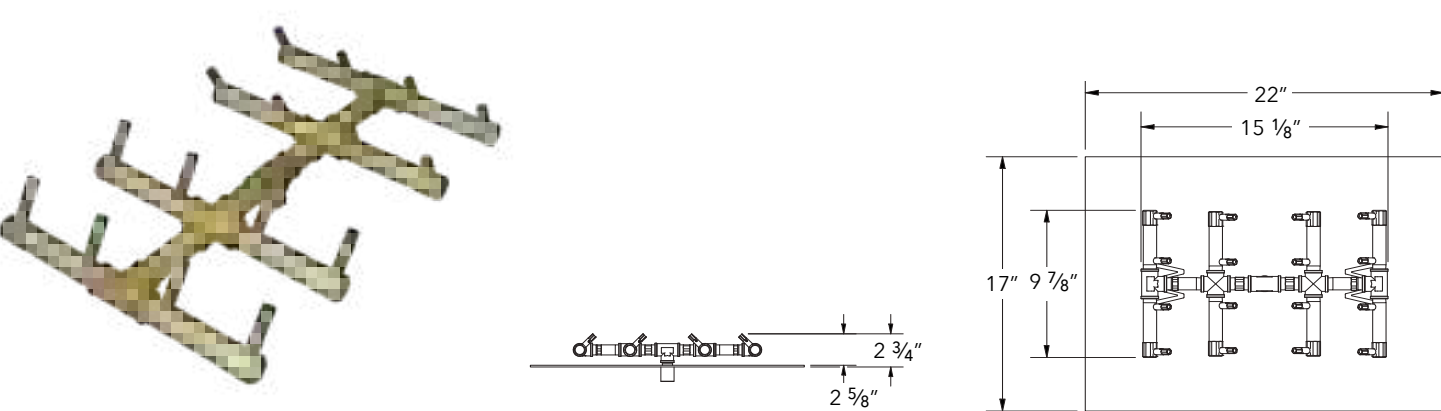
SKU (NG OR LP)	DESCRIPTION	SHIP WEIGHT	SHIP DIMENSIONS
CFBT410NG   CFBT410LP	410K BTU Tree-Style Brass Burner	20 lbs	61" x 19" x 7"
Recommended parts - Plate: ALPL6614 • 3/4" Dual Flex Line Kit • Optional 8x Support Collars			
CFBT410NGALPL6614 CFBT410LPALPL6614	with 66" x 14" Rectangular Plate		SHIPS FREIGHT
CFBT410NGALPL6614FK2 CFBT410LPALPL6614FK2	with 66" x 14" Plate + 3/4" Dual Flex Line Kit		SHIPS FREIGHT

# **TREE-STYLE CFBT470** – For 74" x 14" opening or larger



SKU (NG OR LP)	DESCRIPTION	SHIP DIMENSIONS
CFBT470NG   CFBT470LP	470K BTU Tree-Style Brass Burner	SHIPS FREIGHT
Recommended parts - Plate: ALPL7414 • 3/4" Dual Flex Line Kit • Optional 9x Support Collars		
CFBT470NGALPL7414 CFBT470LPALPL7414	with 74" x 14" Rectangular Plate	SHIPS FREIGHT
CFBT470NGALPL7414FK2 CFBT470LPALPL7414FK2	with 74" x 14" Plate + 3/4" Dual Flex Line Kit	SHIPS FREIGHT

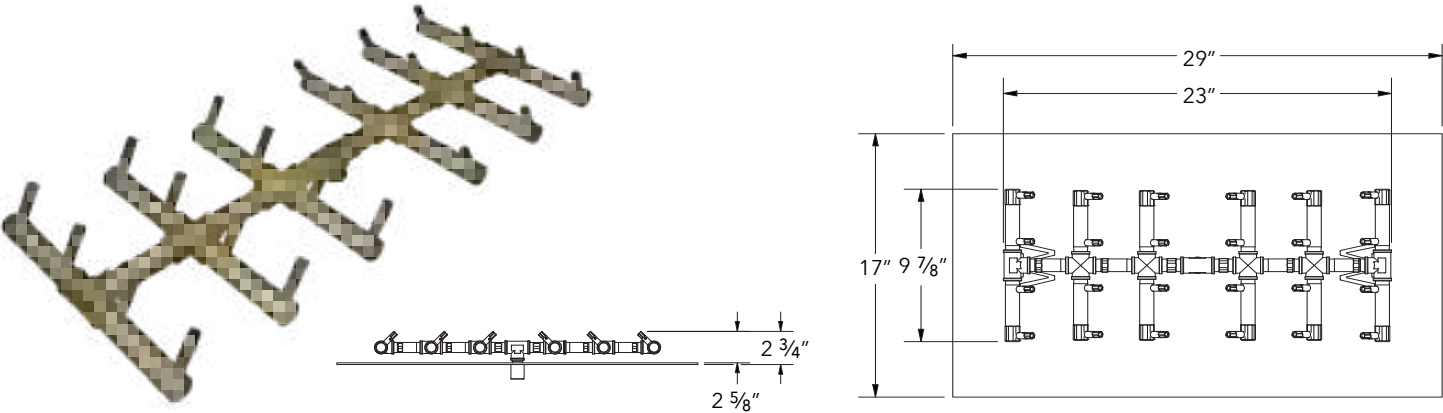
# **DOUBLE TREE-STYLE CFBDT160** – For 22" x 17" opening or larger



SKU (NG OR LP)	DESCRIPTION	SHIP WEIGHT	SHIP DIMENSIONS
CFBDT160NG   CFBDT160LP	160K BTU Double Tree-Style Brass Burner	8 lbs	19" x 19" x 7"
Recommended parts - Plate: ALPL2217 • 3/4" Flex Line Kit • Optional 4x Support Collars			
CFBDT160NGALPL2217 CFBDT160LPALPL2217	with 22" x 17" Rectangular Plate	13 lbs	23" x 23" x 7"
CFBDT160NGALPL2217FK1 CFBDT160LPALPL2217FK1	with 22" x 17" Plate + 3/4" Flex Line Kit	16 lbs	23" x 23" x 7"

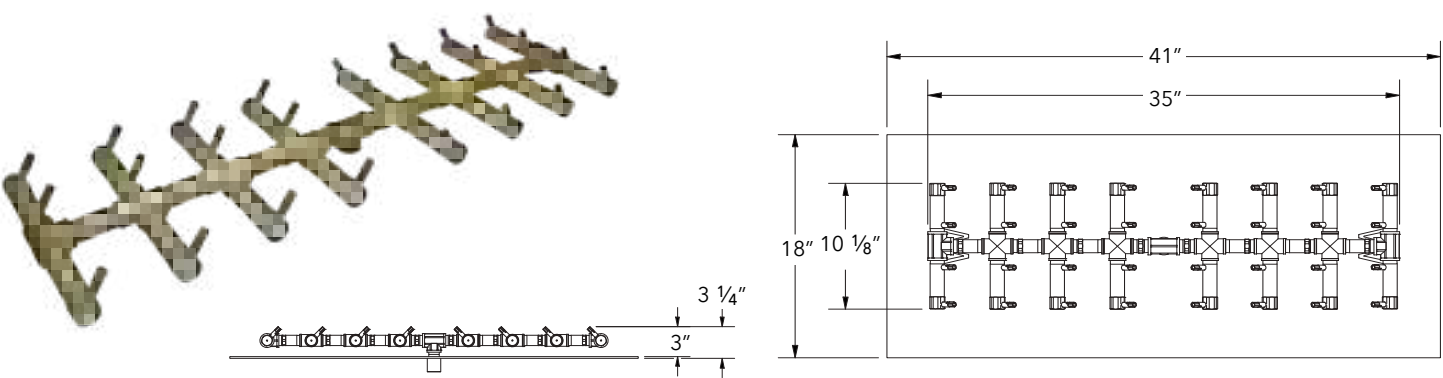


DOUBLE TREE-STYLE CFBDT240 – For 29" x 17" opening or larger



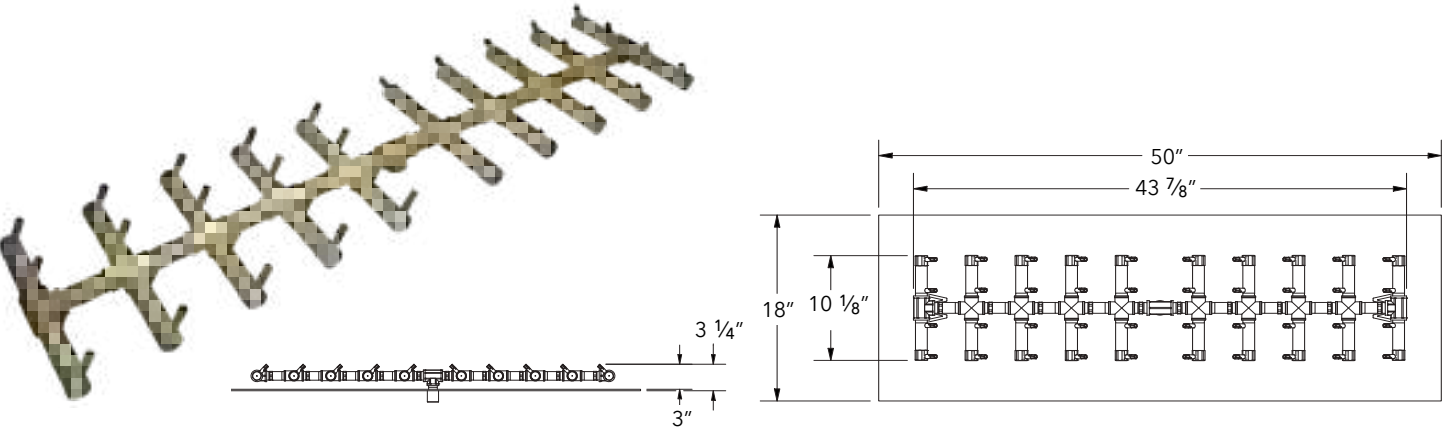
SKU (NG OR LP)	DESCRIPTION	SHIP WEIGHT	SHIP DIMENSIONS
CFBDT240NG   CFBDT240LP	240K BTU Double Tree-Style Brass Burner	11 lbs	25" x 25" x 7"
Recommended parts - Plate: ALPL2917 • 3/4" Flex Line Kit • Optional 5x Support Collars			
CFBDT240NGALPL2917 CFBDT240LPALPL2917	with 29" x 17" Rectangular Plate	18 lbs	31" x 31" x 7"
CFBDT240NGALPL2917FK1 CFBDT240LPALPL2917FK1	with 29" x 17" Plate + 3/4" Flex Line Kit	21 lbs	31" x 31" x 7"

DOUBLE TREE-STYLE CFBDT320 – For 41" x 18" opening or larger



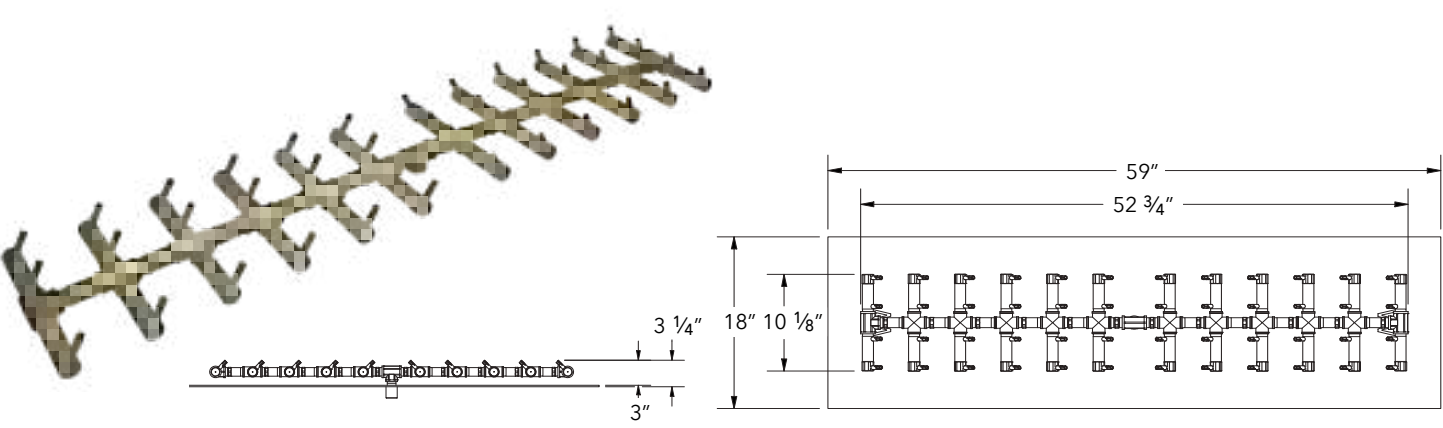
SKU (NG OR LP)	DESCRIPTION	SHIP WEIGHT	SHIP DIMENSIONS
CFBDT320NG   CFBDT320LP	320K BTU Double Tree-Style Brass Burner	18 lbs	37" x 13" x 13"
Recommended parts - Plate: ALPL4118 • 3/4" Dual Flex Line Kit • Optional 6x Support Collars			
CFBDT320NGALPL4118 CFBDT320LPALPL4118	with 41" x 18" Rectangular Plate		SHIPS FREIGHT
CFBDT320NGALPL4118FK2 CFBDT320LPALPL4118FK2	with 41" x 18" Plate + 3/4" Dual Flex Line Kit		SHIPS FREIGHT

DOUBLE TREE-STYLE CFBDT400 – For 50" x 18" opening or larger



SKU (NG OR LP)	DESCRIPTION	SHIP WEIGHT	SHIP DIMENSIONS
CFBDT400NG   CFBDT400LP	400K BTU Double Tree-Style Brass Burner	22 lbs	50" x 20" x 7"
Recommended parts - Plate: ALPL5018 • 3/4" Dual Flex Line Kit • Optional 7x Support Collars			
CFBDT400NGALPL5018 CFBDT400LPALPL5018	with 50" x 18" Rectangular Plate		SHIPS FREIGHT
CFBDT400NGALPL5018FK2 CFBDT400LPALPL5018FK2	with 50" x 18" Plate + 3/4" Dual Flex Line Kit		SHIPS FREIGHT

DOUBLE TREE-STYLE CFBDT480 – For 59" x 18" opening or larger



SKU (NG OR LP)	DESCRIPTION	SHIP WEIGHT	SHIP DIMENSIONS
CFBDT480NG   CFBDT480LP	480K BTU Double Tree-Style Brass Burner	27 lbs	61" x 19" x 7"
Recommended parts - Plate: ALPL5918 • 3/4" Dual Flex Line Kit • Optional 7x Support Collars			
CFBDT480NGALPL5918 CFBDT480LPALPL5918	with 59" x 18" Rectangular Plate		SHIPS FREIGHT
CFBDT480NGALPL5918FK2 CFBDT480LPALPL5918FK2	with 59" x 18" Plate + 3/4" Dual Flex Line Kit		SHIPS FREIGHT

PARADISE  
FOUND.







## READY-TO-FINISH KITS

---

Aluminum frames covered with concrete board are ready to be easily and quickly completed with your choice of stone or veneer.

Simply place on site, connect to the gas supply, add stone or other veneer, and your fire feature is complete.

**Need a different size, custom shape, or have BTU questions?**


Whatever your question, our team is happy to help. Call our Flame Specialists at (303) 346-2224.



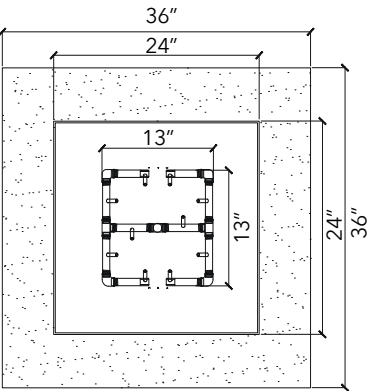
SQUARE READY-TO-FINISH KITS

TECH TIP

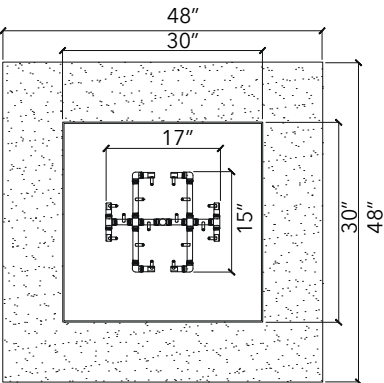
Ready-to-Finish Kits come with a Fire Pit Vent Kit (FPVK), but they do not come pre-installed as placement and installation depends on veneer. Vents are to be installed by contractor on site.



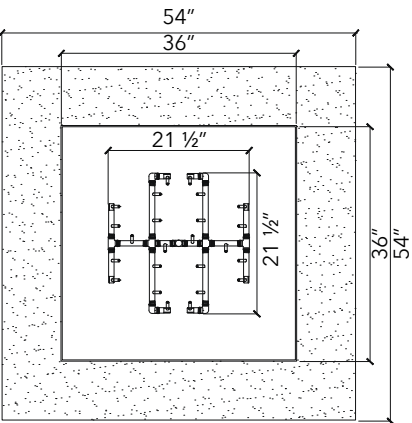
FS3636 shown



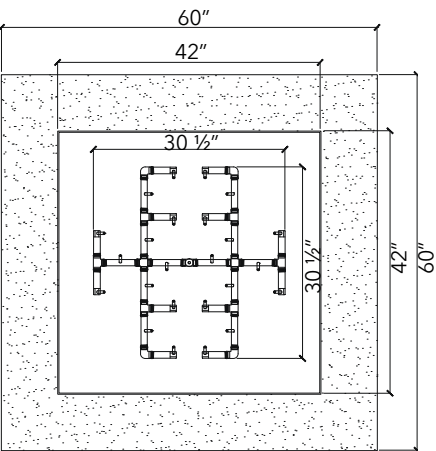
FS3636NG   FS3636LP		
36" x 36" W x 18" H Aluminum Frame with Concrete Board Attached CFB120 Original Brass Burner 24" Aluminum Pan with 2" Sidewalls Fire Pit Vent Kit ¾" Flex Line Kit Key Valve Extension Ignition Systems Sold Separately: Push Button, 3 Volt, 24 Volt Spark Ignition, 24 Volt Hot Surface Ignition (SC)		\$2,309  SHIPS FREIGHT



FS4848NG   FS4848LP		
48" x 48" W x 18" H Aluminum Frame with Concrete Board Attached CFB180 Original Brass Burner 30" Aluminum Pan with 2" Sidewalls Fire Pit Vent Kit ¾" Flex Line Kit Key Valve Extension Ignition Systems Sold Separately: Push Button, 24 Volt Spark Ignition, 24 Volt Hot Surface Ignition (SC)		\$2,891  SHIPS FREIGHT



FS5454NG   FS5454LP		
54" x 54" W x 18" H Aluminum Frame with Concrete Board Attached CFB290 Original Brass Burner 36" Aluminum Pan with 2" Sidewalls Fire Pit Vent Kit ¾" Dual Flex Line Kit Key Valve Extension Ignition Systems Sold Separately: Push Button, 24 Volt Spark Ignition, 24 Volt Hot Surface Ignition (SC)		\$3,415  SHIPS FREIGHT



FS6060NG   FS6060LP		
60" x 60" W x 18" H Aluminum Frame with Concrete Board Attached CFB300 Original Brass Burner 42" Aluminum Pan with 2" Sidewalls Fire Pit Vent Kit ¾" Dual Flex Line Kit Key Valve Extension Ignition Systems Sold Separately: 24 Volt Spark Ignition, 24 Volt Hot Surface Ignition (HC)		\$4,261  SHIPS FREIGHT

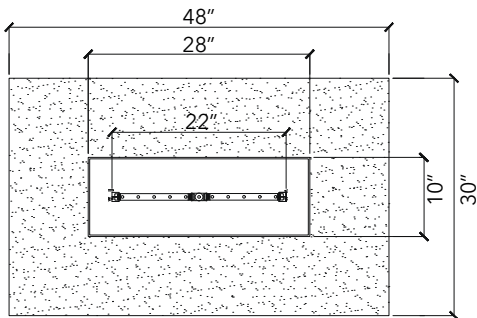
RECTANGULAR LINEAR READY-TO-FINISH KITS

TECH TIP

Ready-to-Finish Kits come with a Fire Pit Vent Kit (FPVK) but they do not come pre-installed as placement and installation depends on veneer. Vents are to be installed by contractor on site.



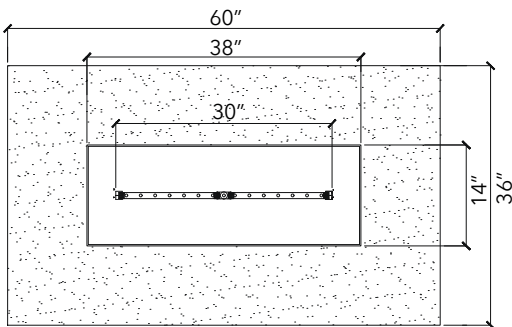
FR6036 shown



FR4830NG | FR4830LP

48" L x 30" W x 18" H Aluminum Frame with Concrete Board Attached  
CFBL110 22" Linear Brass Burner  
28" x 10" Aluminum Pan with 2" Sidewalls  
Fire Feature Vent Kit  
¾" Flex Line Kit  
Key Valve Extension  
Ignition Systems Sold Separately: Push Button, 3 Volt, 24 Volt Spark Ignition, 24 Volt Hot Surface Ignition (SC)

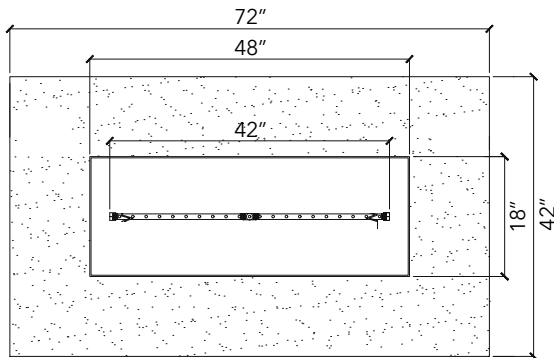
\$2,572  
SHIPS FREIGHT



FR6036NG | FR6036LP

60" L x 36" W x 18" H Aluminum Frame with Concrete Board Attached  
CFBL150 30" Linear Brass Burner  
38" x 14" Aluminum Pan with 2" Sidewalls  
Fire Feature Vent Kit  
¾" Flex Line Kit  
Key Valve Extension  
Ignition Systems Sold Separately: Push Button, 24 Volt Spark Ignition, 24 Volt Hot Surface Ignition (SC)

\$3,302  
SHIPS FREIGHT



FR7242NG | FR7242LP

72" L x 42" W x 18" H Aluminum Frame with Concrete Board Attached  
CFBL210 42" Linear Brass Burner  
48" x 18" Aluminum Pan with 2" Sidewalls  
Fire Pit Vent Kit  
¾" Flex Line Kit  
Key Valve Extension  
Ignition Systems Sold Separately: Push Button, 24 Volt Spark Ignition, 24 Volt Hot Surface Ignition (SC)


\$3,536  
SHIPS FREIGHT

FIRESTORM® STEEL LOG

Handcrafted, one-of-a-kind steel gas log features an integrated linear burner and is sized perfectly for the FR6036 Rectangular Ready-to-Finish Kit.

Custom designs and sizes available.

See page 63 for more information or call us at (303) 346-2224.



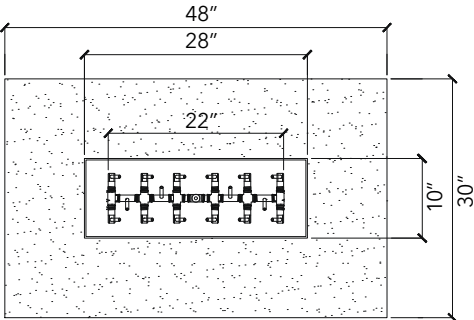
# RECTANGULAR TREE-STYLE READY-TO-FINISH KITS

## TECH TIP

Ready-to-Finish Kits come with a Fire Pit Vent Kit (FPVK) but they do not come pre-installed as placement and installation depends on veneer. Vents are to be installed by contractor on site.



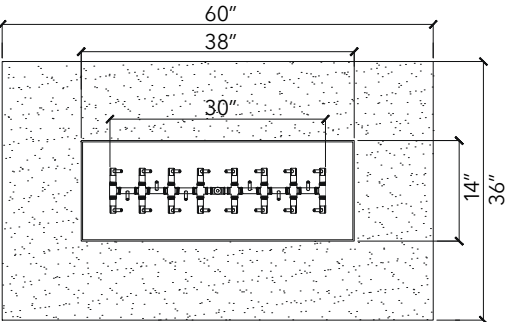
FRT6036 shown



### FRT4830NG | FRT4830LP

48" L x 30" W x 18" H Aluminum Frame with Concrete Board Attached  
CFBT170 Tree-Style Brass Burner  
28" x 10" Aluminum Pan with 2" Sidewalls  
Fire Feature Vent Kit  
3/4" Flex Line Kit  
Key Valve Extension  
Ignition Systems Sold Separately: Push Button, 24 Volt Spark Ignition, 24 Volt Hot Surface Ignition (SC)

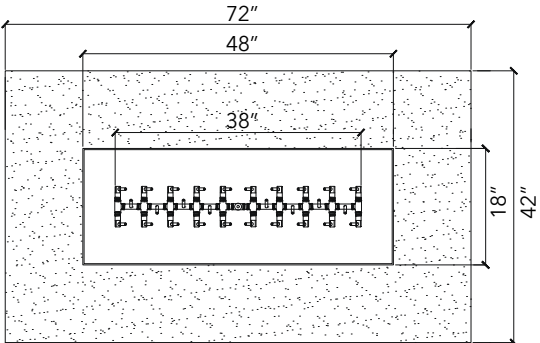
\$3,054  
SHIPS FREIGHT



### FRT6036NG | FRT6036LP

60" L x 36" W x 18" H Aluminum Frame with Concrete Board Attached  
CFBT230 Tree-Style Brass Burner  
38" x 14" Aluminum Pan with 2" Sidewalls  
Fire Pit Vent Kit  
3/4" Flex Line Kit  
Key Valve Extension  
Ignition Systems Sold Separately: Push Button, 24 Volt Spark Ignition, 24 Volt Hot Surface Ignition (SC)

\$3,773  
SHIPS FREIGHT



### FRT7242NG | FRT7242LP

72" L x 42" W x 18" H Aluminum Frame with Concrete Board Attached  
CFBT290 Tree-Style Brass Burner  
48" x 18" Aluminum Pan with 2" Sidewalls  
Fire Pit Vent Kit  
3/4" Dual Flex Line Kit  
Key Valve Extension  
Ignition Systems Sold Separately: Push Button, 24 Volt Spark Ignition, 24 Volt Hot Surface Ignition (SC)

\$4,243  
SHIPS FREIGHT



## CUSTOM READY-TO-FINISH KITS

### A Custom Fire Feature to Match Your Custom Design.

Let us create the perfect custom feature for you.  
We'd love to help. (303) 346-2224

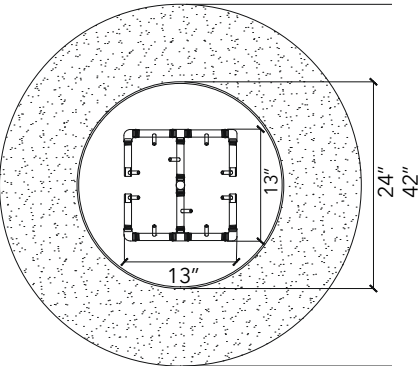
CIRCULAR READY-TO-FINISH KITS

TECH TIP

Ready-to-Finish Kits come with a Fire Pit Vent Kit (FPVK) but they do not come pre-installed as placement and installation depends on veneer. Vents are to be installed by contractor on site.



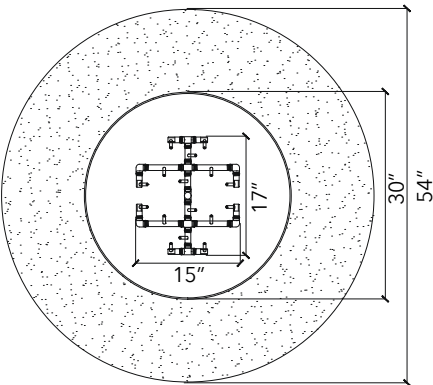
FC42 shown



FC42NG | FC42LP

42" W x 18" H Aluminum Frame with Concrete Board Attached  
CFB120 Original Brass Burner  
24" Aluminum Pan with 2" Sidewalls  
Fire Pit Vent Kit  
3/4" Flex Line Kit  
Key Valve Extension  
Ignition Systems Sold Separately: Push Button, 3 Volt, 24 Volt Spark Ignition, 24 Volt Hot Surface Ignition (SC)

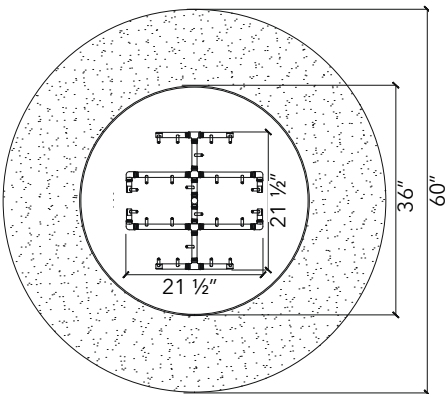
\$3,021  
SHIPS FREIGHT



FC54NG | FC54LP

54" W x 18" H Aluminum Frame with Concrete Board Attached  
CFB180 Original Brass Burner  
30" Aluminum Pan with 2" Sidewalls  
Fire Pit Vent Kit  
3/4" Flex Line Kit  
Key Valve Extension  
Ignition Systems Sold Separately: Push Button, 24 Volt Spark Ignition, 24 Volt Hot Surface Ignition (SC)

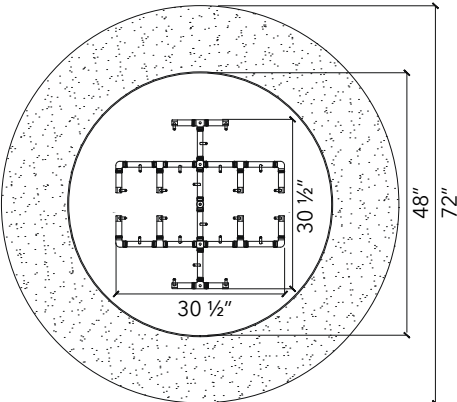
\$3,513  
SHIPS FREIGHT



FC60NG | FC60LP

60" W x 18" H Aluminum Frame with Concrete Board Attached  
CFB290 Original Brass Burner  
36" Aluminum Pan with 2" Sidewalls  
Fire Pit Vent Kit  
3/4" Dual Flex Line Kit  
Key Valve Extension  
Ignition Systems Sold Separately: Push Button, 24 Volt Spark Ignition, 24 Volt Hot Surface Ignition (SC)

\$4,155  
SHIPS FREIGHT



FC72NG | FC72LP

72" W x 18" H Aluminum Frame with Concrete Board Attached  
CFB350 Original Brass Burner  
48" Aluminum Pan with 2" Sidewalls  
Fire Pit Vent Kit  
3/4" Dual Flex Line Kit  
Key Valve Extension  
Ignition Systems Sold Separately: 24 Volt Spark Ignition, 24 Volt Hot Surface Ignition (HC)

\$5,002  
SHIPS FREIGHT





**IF YOU CAN DREAM IT,  
WE CAN MAKE IT.**

The sky's the limit - let us create your custom fire feature.

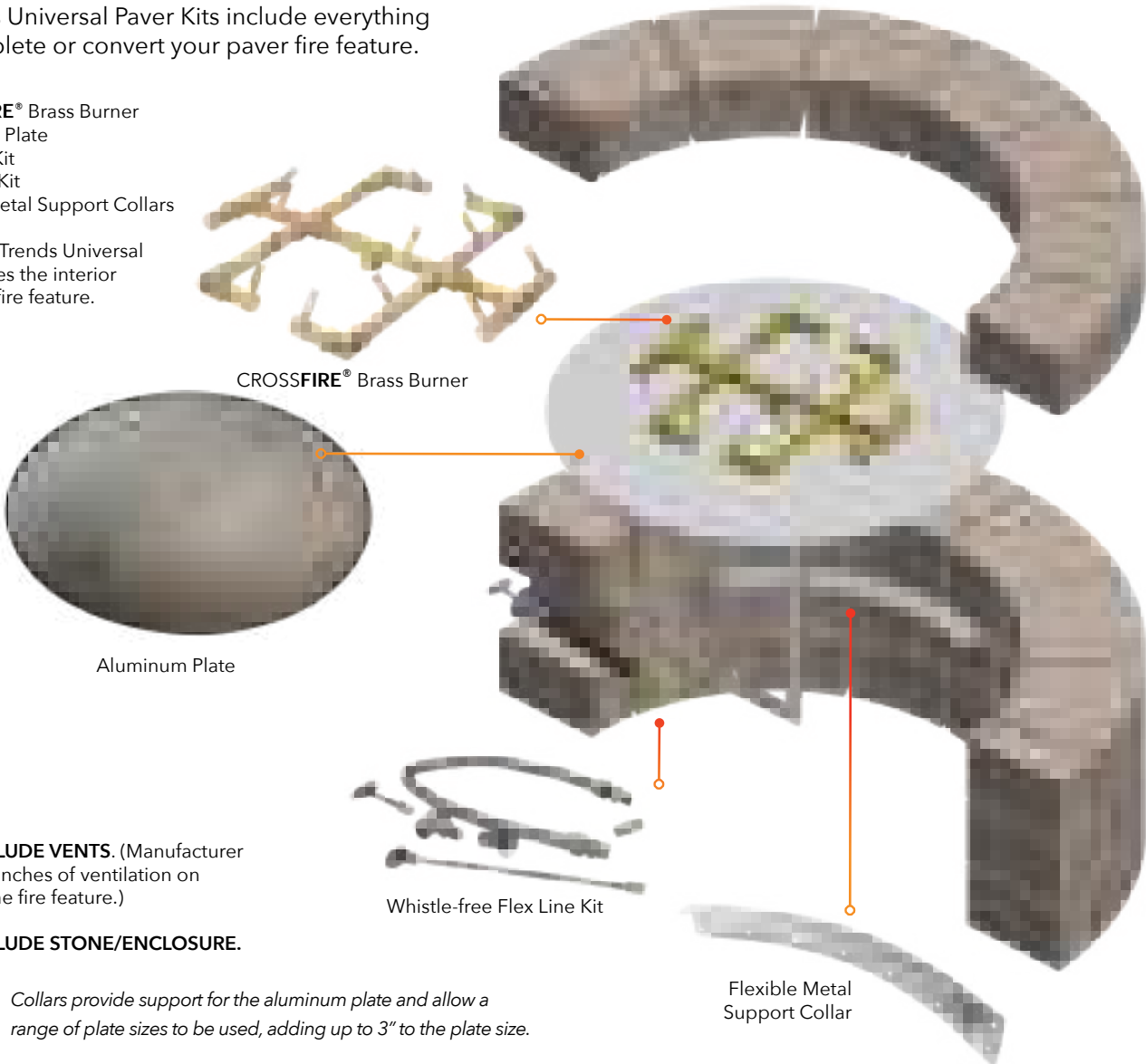


# UNIVERSAL PAVER KITS

Warming Trends Universal Paver Kits include everything needed to complete or convert your paver fire feature.

- Included in each kit:
- CROSSFIRE® Brass Burner
  - Aluminum Plate
  - Flex Line Kit
  - Key Valve Kit
  - Flexible Metal Support Collars

Select the Warming Trends Universal Paver Kit that matches the interior dimensions of your fire feature.



**KIT DOES NOT INCLUDE VENTS.** (Manufacturer recommends 18 sq inches of ventilation on opposing sides of the fire feature.)

**KIT DOES NOT INCLUDE STONE/ENCLOSURE.**

**TECH TIP** | Collars provide support for the aluminum plate and allow a range of plate sizes to be used, adding up to 3" to the plate size.

## FLEXIBLE METAL SUPPORT COLLAR

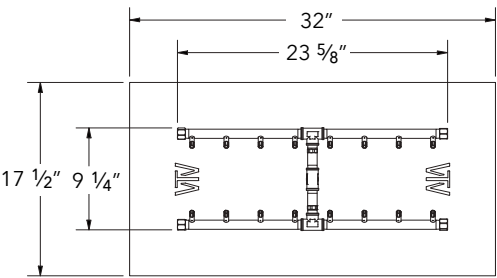


COLLAR	19" Flexible Metal Support Collar with (6) Tapcon Screws	\$29	3 lbs	19" x 15" x 5"
--------	----------------------------------------------------------	------	-------	----------------

## FIRE PIT VENT KIT

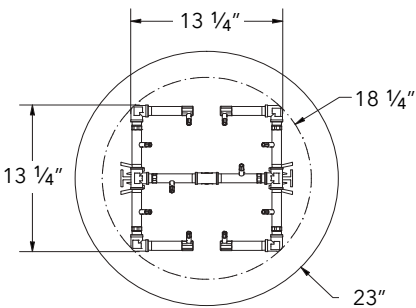


FPVK	Fire Pit Vent Kit: (2) 3 7/8" x 12" Vents + 18 sq inches of Vent Area per Unit	\$55	2 lbs	13" x 13" x 5"
------	--------------------------------------------------------------------------------	------	-------	----------------



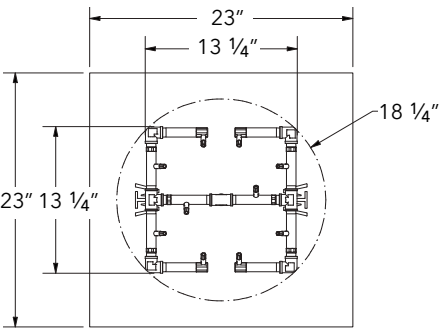
### 32" x 17 1/2" to 35" x 20 1/2" RECTANGULAR OPENING

UPK160H3217NG   UPK160H3217LP		
CFBH160 H-Style Brass Burner		
32" x 17 1/2" Rectangular Aluminum Plate		\$1,416
3/4" Flex Line Kit		
Key Valve, Key Valve Extension, Key		18 lbs
(5) Collars		
Ignition Systems Sold Separately: Push Button, 24 Volt Spark Ignition, 24 Volt Hot Surface Ignition (SC)		39" x 39" x 7"



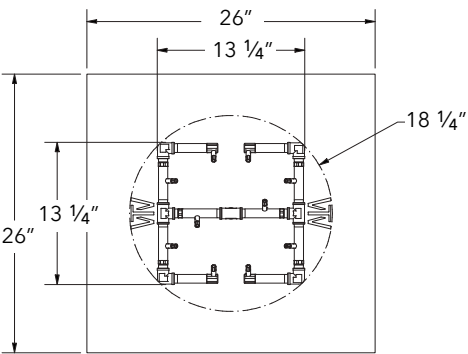
### 23"- 26" CIRCULAR OPENING

UPK120C23NG   UPK120C23LP		
CFB120 Original Brass Burner		
23" Circular Aluminum Plate		\$922
3/4" Flex Line Kit		
Key Valve Extension		28 lbs
(4) Collars		
Ignition Systems Sold Separately: Push Button, 3 Volt, 24 Volt Spark Ignition, 24 Volt Hot Surface Ignition (SC)		25" x 25" x 7"



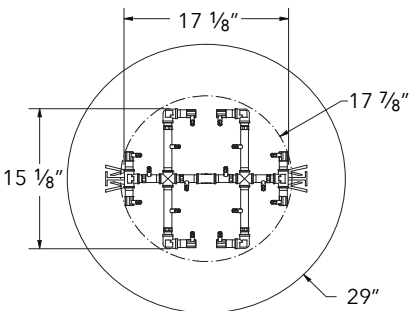
### 23"- 26" SQUARE OPENING

UPK120S23NG   UPK120S23LP		
CFB120 Original Brass Burner		
23" Square Aluminum Plate		\$922
3/4" Flex Line Kit		
Key Valve Extension		30 lbs
(4) Collars		
Ignition Systems Sold Separately: Push Button, 3 Volt, 24 Volt Spark Ignition, 24 Volt Hot Surface Ignition (SC)		25" x 25" x 7"



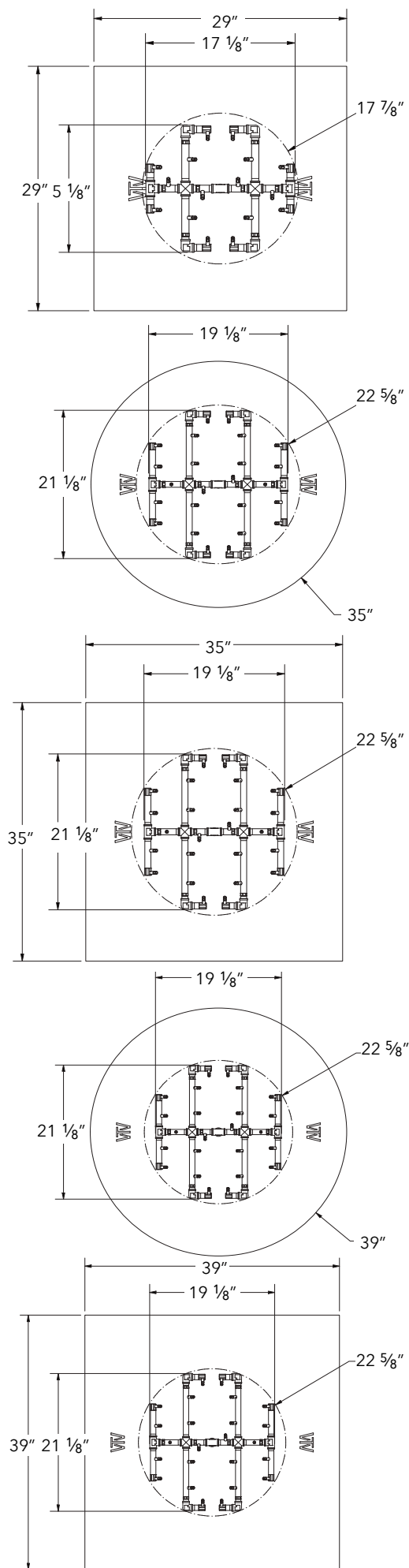
### 26"- 29" CIRCULAR OR SQUARE OPENING

UPK120S26NG   UPK120S26LP		
CFB120 Original Brass Burner		
26" Square Aluminum Plate		\$961
3/4" Flex Line Kit		
Key Valve Extension		32 lbs
(4) Collars		
Ignition Systems Sold Separately: Push Button, 3 Volt, 24 Volt Spark Ignition, 24 Volt Hot Surface Ignition (SC)		29" x 29" x 7"



### 29"- 32" CIRCULAR OPENING

UPK180C29NG   UPK180C29LP		
CFB180 Original Brass Burner		
29" Circular Aluminum Plate		\$1,344
3/4" Flex Line Kit		
Key Valve Extension		33 lbs
(5) Collars		
Ignition Systems Sold Separately: Push Button, 24 Volt Spark Ignition, 24 Volt Hot Surface Ignition (SC)		31" x 31" x 7"



29"-32" SQUARE OPENING

UPK180S29NG   UPK180S29LP	
CFB180 Original Brass Burner 29" Square Aluminum Plate ¾" Flex Line Kit Key Valve Extension (5) Collars Ignition Systems Sold Separately: Push Button, 24 Volt Spark Ignition, 24 Volt Hot Surface Ignition (SC)	\$1,344 34 lbs 31" x 31" x 7"

35"-38" CIRCULAR OPENING

UPK240C35NG   UPK240C35LP	
CFB240 Original Brass Burner 35" Circular Aluminum Plate ¾" Flex Line Kit Key Valve Extension (6) Collars Ignition Systems Sold Separately: Push Button, 24 Volt Spark Ignition, 24 Volt Hot Surface Ignition (SC)	\$1,617 41 lbs 37" x 37" x 7"

35"-38" SQUARE OPENING

UPK240S35NG   UPK240S35LP	
CFB240 Original Brass Burner 35" Square Aluminum Plate ¾" Flex Line Kit Key Valve Extension (6) Collars Ignition Systems Sold Separately: Push Button, 24 Volt Spark Ignition, 24 Volt Hot Surface Ignition (SC)	\$1,617 47 lbs 37" x 37" x 7"


39"-42" CIRCULAR OPENING

UPK240C39NG   UPK240C39LP	
CFB240 Original Brass Burner 39" Circular Aluminum Plate ¾" Flex Line Kit Key Valve Extension (7) Collars Ignition Systems Sold Separately: Push Button, 24 Volt Spark Ignition, 24 Volt Hot Surface Ignition (SC)	\$1,745 SHIPS FREIGHT

39"-42" SQUARE OPENING

UPK240S39NG   UPK240S39LP	
CFB240 Original Brass Burner 39" Square Aluminum Plate ¾" Flex Line Kit Key Valve Extension (7) Collars Ignition Systems Sold Separately: Push Button, 24 Volt Spark Ignition, 24 Volt Hot Surface Ignition (SC)	\$1,745 SHIPS FREIGHT

# CREATE YOUR PERFECT NIGHT



# PLATES, PANS, AND COVERS

Precision cut from aluminum using state-of-the-art technology, Warming Trends plates and pans are corrosion resistant and include drainage vents.

## TECH TIP

Plate/pan should be sized slightly smaller than the measurement of the opening. This allows easier installation and removal for service.

## CIRCULAR PLATES AND PANS



### Plates

SKU	DESCRIPTION	SHIP WEIGHT + DIMS	
ALPL18C	18" Circular	6 lbs	19" x 19" x 7"
ALPL24C	24" Circular	8 lbs	25" x 25" x 7"
ALPL30C	30" Circular	11 lbs	31" x 31" x 7"
ALPL36C	36" Circular	16 lbs	37" x 37" x 7"
ALPL42C	42" Circular	SHIPS FREIGHT	
ALPL48C	48" Circular	SHIPS FREIGHT	
ALPL60C	60" Circular	SHIPS FREIGHT	
ALPL12-17C	12" - 17" Circular	5 lbs	19" x 19" x 7"
ALPL19-23C	19" - 23" Circular	8 lbs	25" x 25" x 7"
ALPL25-29C	25" - 29" Circular	11 lbs	31" x 31" x 7"
ALPL31-35C	31" - 35" Circular	15 lbs	37" x 37" x 7"
ALPL37-41C	37" - 41" Circular	SHIPS FREIGHT	
ALPL43-47C	43" - 47" Circular	SHIPS FREIGHT	
ALPL49-59C	49" - 59" Circular	SHIPS FREIGHT	
ALPL61-66C	61" - 66" Circular	SHIPS FREIGHT	
ALPL67-72C	67" - 72" Circular	SHIPS FREIGHT	
ALPL73-80C	73" - 80" Circular	SHIPS FREIGHT	


### Pans (Pans include 2" welded sidewall)

SKU	DESCRIPTION	SHIP WEIGHT + DIMS	
ALPAN18C	18" Circular	7 lbs	19" x 19" x 7"
ALPAN24C	24" Circular	9 lbs	25" x 25" x 7"
ALPAN30C	30" Circular	12 lbs	31" x 31" x 7"
ALPAN36C	36" Circular	16 lbs	37" x 37" x 7"
ALPAN42C	42" Circular	SHIPS FREIGHT	
ALPAN48C	48" Circular	SHIPS FREIGHT	
ALPAN60C	60" Circular	SHIPS FREIGHT	
ALPAN12-17C	12" - 17" Circular	6 lbs	19" x 19" x 7"
ALPAN19-23C	19" - 23" Circular	9 lbs	25" x 25" x 7"
ALPAN25-29C	25" - 29" Circular	12 lbs	31" x 31" x 7"
ALPAN31-35C	31" - 35" Circular	16 lbs	37" x 37" x 7"
ALPAN37-41C	37" - 41" Circular	SHIPS FREIGHT	
ALPAN43-47C	43" - 47" Circular	SHIPS FREIGHT	
ALPAN49-59C	49" - 59" Circular	SHIPS FREIGHT	
ALPANCUST	Aluminium pan customized to any shape or size	Call for Quote	





# SQUARE PLATES AND PANS



## Plates

SKU	DESCRIPTION	SHIP WEIGHT + DIMS	
ALPL18S	18" Square	7 lbs	21" x 21" x 7"
ALPL24S	24" Square	10 lbs	27" x 27" x 7"
ALPL30S	30" Square	14 lbs	33" x 33" x 9"
ALPL36S	36" Square	19 lbs	39" x 39" x 7"
ALPL42S	42" Square	SHIPS FREIGHT	
ALPL48S	48" Square	SHIPS FREIGHT	
ALPL60S	60" Square	SHIPS FREIGHT	
ALPL12-17S	12" - 17" Square	6 lbs	19" x 19" x 7"
ALPL19-23S	19" - 23" Square	9 lbs	25" x 25" x 7"
ALPL25-29S	25" - 29" Square	14 lbs	31" x 31" x 7"
ALPL31-35S	31" - 35" Square	18 lbs	37" x 37" x 7"
ALPL37-41S	37" - 41" Square	SHIPS FREIGHT	
ALPL43-47S	43" - 47" Square	SHIPS FREIGHT	
ALPL49-59S	49" - 59" Square	SHIPS FREIGHT	
ALPL61-66S	61" - 66" Square	SHIPS FREIGHT	
ALPL67-72S	67" - 72" Square	SHIPS FREIGHT	
ALPL73-80S	73" - 80" Square	SHIPS FREIGHT	

## Pans (Pans include 2" welded sidewall)

SKU	DESCRIPTION	SHIP WEIGHT + DIMS	
ALPAN18S	18" Square	6 lbs	21" x 21" x 7"
ALPAN24S	24" Square	10 lbs	27" x 27" x 7"
ALPAN30S	30" Square	15 lbs	33" x 33" x 9"
ALPAN36S	36" Square	19 lbs	39" x 39" x 7"
ALPAN42S	42" Square	SHIPS FREIGHT	
ALPAN48S	48" Square	SHIPS FREIGHT	
ALPAN60S	60" Square	SHIPS FREIGHT	
ALPAN12-17S	12" - 17" Square	5 lbs	19" x 19" x 7"
ALPAN19-23S	19" - 23" Square	10 lbs	25" x 25" x 7"
ALPAN25-29S	25" - 29" Square	14 lbs	31" x 31" x 7"
ALPAN31-35S	31" - 35" Square	19 lbs	37" x 37" x 7"
ALPAN37-41S	37" - 41" Square	SHIPS FREIGHT	
ALPAN43-47S	43" - 47" Square	SHIPS FREIGHT	
ALPAN49-59S	49" - 59" Square	SHIPS FREIGHT	

## RECTANGULAR PLATES - FIXED SIZES

SKU	DESCRIPTION	SHIP WEIGHT + DIMS	
ALPL2011	20" X 11" Rectangular Aluminum Plate	3 lbs	21" x 21" x 5"
ALPL2217	22" X 17" Rectangular Aluminum Plate	5 lbs	23" x 23" x 7"
ALPL266	26" X 6" Rectangular Aluminum Plate	3 lbs	36" x 6" x 6"
ALPL2811	28" X 11" Rectangular Aluminum Plate	5 lbs	37" x 19" x 6"
ALPL2815	28" X 15" Rectangular Aluminum Plate	6 lbs	37" x 19" x 6"
ALPL2917	29" X 17" Rectangular Aluminum Plate	7 lbs	37" x 19" x 6"
ALPL328	32" X 8" Rectangular Aluminum Plate	4 lbs	37" x 19" x 6"
ALPL3417	34" X 17" Rectangular Aluminum Plate	8 lbs	37" x 19" x 6"
ALPL3511	35" X 11" Rectangular Aluminum Plate	5 lbs	49" x 19" x 6"
ALPL388	38" X 8" Rectangular Aluminum Plate	4 lbs	49" x 19" x 6"
ALPL4017	40" X 17" Rectangular Aluminum Plate	9 lbs	49" x 19" x 6"
ALPL408	40" X 8" Rectangular Aluminum Plate	5 lbs	49" x 19" x 6"
ALPL4118	41" X 18" Rectangular Aluminum Plate	15 lbs	49" x 19" x 6"
ALPL4414	44" X 14" Rectangular Aluminum Plate	6 lbs	49" x 19" x 6"
ALPL448	44" X 8" Rectangular Aluminum Plate	8 lbs	49" x 19" x 6"
ALPL4617	46" X 17" Rectangular Aluminum Plate	16 lbs	49" x 19" x 6"
ALPL5010	50" X 10" Rectangular Aluminum Plate	10 lbs	60" x 18" x 6"
ALPL5018	50" X 18" Rectangular Aluminum Plate	18 lbs	60" x 18" x 6"
ALPL5610	56" X 10" Rectangular Aluminum Plate	12 lbs	60" x 18" x 6"
ALPL5625	56" X 25" Rectangular Aluminum Plate	SHIPS FREIGHT	
ALPL5814	58" X 14" Rectangular Aluminum Plate	17 lbs	60" x 18" x 6"
ALPL5918	59" X 18" Rectangular Aluminum Plate	22 lbs	60" x 18" x 6"
ALPL6215	62" X 15" Rectangular Aluminum Plate	SHIPS FREIGHT	
ALPL6225	62" X 2" Rectangular Aluminum Plate	SHIPS FREIGHT	
ALPL6614	66" X 14" Rectangular Aluminum Plate	SHIPS FREIGHT	
ALPL7414	74" X 14" Rectangular Aluminum Plate	SHIPS FREIGHT	

## RECTANGULAR PLATES - RANGE OPTIONS

SKU	DESCRIPTION	
	Length	Width
PLR2312	18" - 23.9"	6" - 12.9"
PLR2912	24" - 29.9"	6" - 12.9"
PLR3512	30" - 35.9"	6" - 12.9"
PLR4112	36" - 41.9"	6" - 12.9"
PLR4712	42" - 47.9"	6" - 12.9"
PLR5312	48" - 53.9"	6" - 12.9"
PLR6112	54" - 61.9"	6" - 12.9"
PLR6712	62" - 67.9"	6" - 12.9"
PLR7312	68" - 73.9"	6" - 12.9"
PLR7912	74" - 79.9"	6" - 12.9"
PLR8512	80" - 85.9"	6" - 12.9"
PLR9112	86" - 91.9"	6" - 12.9"
PLR9712	92" - 97.9"	6" - 12.9"
PLR10312	98" - 103.9"	6" - 12.9"
PLR10912	104" - 109.9"	6" - 12.9"
PLR11512	110" - 115.9"	6" - 12.9"
PLR12012	116" - 120"	6" - 12.9"
PLR2317	18" - 23.9"	13" - 17.9"
PLR2917	24" - 29.9"	13" - 17.9"
PLR3517	30" - 35.9"	13" - 17.9"
PLR4117	36" - 41.9"	13" - 17.9"
PLR4717	42" - 47.9"	13" - 17.9"
PLR5317	48" - 53.9"	13" - 17.9"
PLR6117	54" - 61.9"	13" - 17.9"
PLR6717	62" - 67.9"	13" - 17.9"
PLR7317	68" - 73.9"	13" - 17.9"
PLR7917	74" - 79.9"	13" - 17.9"
PLR8517	80" - 85.9"	13" - 17.9"
PLR9117	86" - 91.9"	13" - 17.9"
PLR9717	92" - 97.9"	13" - 17.9"
PLR10317	98" - 103.9"	13" - 17.9"
PLR10917	104" - 109.9"	13" - 17.9"
PLR11517	110" - 115.9"	13" - 17.9"
PLR12017	116" - 120"	13" - 17.9"

SKU	DESCRIPTION	
	Length	Width
PLR2923	24" - 29.9"	18" - 23.9"
PLR3523	30" - 35.9"	18" - 23.9"
PLR4123	36" - 41.9"	18" - 23.9"
PLR4723	42" - 47.9"	18" - 23.9"
PLR5323	48" - 53.9"	18" - 23.9"
PLR6123	54" - 61.9"	18" - 23.9"
PLR6723	62" - 67.9"	18" - 23.9"
PLR7323	68" - 73.9"	18" - 23.9"
PLR7923	74" - 79.9"	18" - 23.9"
PLR8523	80" - 85.9"	18" - 23.9"
PLR9123	86" - 91.9"	18" - 23.9"
PLR9723	92" - 97.9"	18" - 23.9"
PLR10323	98" - 103.9"	18" - 23.9"
PLR10923	104" - 109.9"	18" - 23.9"
PLR11523	110" - 115.9"	18" - 23.9"
PLR12023	116" - 120"	18" - 23.9"
PLR4130	36" - 41.9"	24" - 30"
PLR4730	42" - 47.9"	24" - 30"
PLR5330	48" - 53.9"	24" - 30"
PLR6130	54" - 61.9"	24" - 30"
PLR6730	62" - 67.9"	24" - 30"
PLR7330	68" - 73.9"	24" - 30"
PLR7930	74" - 79.9"	24" - 30"
PLR8530	80" - 85.9"	24" - 30"
PLR9130	86" - 91.9"	24" - 30"
PLR9730	92" - 97.9"	24" - 30"
PLR10330	98" - 103.9"	24" - 30"
PLR10930	104" - 109.9"	24" - 30"
PLR11530	110" - 115.9"	24" - 30"
PLR12030	116" - 120"	24" - 30"

Ship Weight and Dimensions vary. Please contact for quote.

Rectangular pans available.

## CIRCULAR AND SQUARE COVERS



### CIRCULAR

SKU	DESCRIPTION	SHIP WEIGHT + DIMS	
CCR1419	14" - 19.9" Circular + 1 handle. For 12" - 17.9" opening	Ship Weight and Dimensions vary	
FPC20C	20" Circular + 1 handle. For 18" opening	9 lbs	21" x 21" x 7"
CCR2025	20.1" - 25.9" Circular + 1 handle. For 18.1" - 23.9" opening	Ship Weight and Dimensions vary	
FPC26C	26" Circular + 1 handle. For 24" opening	13 lbs	27" x 27" x 7"
CCR2631	26.1" - 31.9" Circular + 1 handle. For 24.1" - 29.9" opening	Ship Weight and Dimensions vary	
FPC32C	32" Circular + 1 handle. For 30" opening	19 lbs	33" x 33" x 9"
CCR3237	32.1" - 37.9" Circular + 1 handle. For 30.1" - 35.9" opening	Ship Weight and Dimensions vary	
FPC38C	38" Circular + 2 handles. For 36" opening	23 lbs	39" x 39" x 7"
CCR3843	38.1" - 43.9" Circular + 2 handles. For 36.1" - 41.9" opening	SHIPS FREIGHT	
FPC44C	44" Circular + 2 handles. For 42" opening	SHIPS FREIGHT	
CCR4449	44.1" - 49.9" Circular + 2 handles. For 42.1" - 47.9" opening	SHIPS FREIGHT	
FPC50C	50" Circular + 2 handles. For 48" opening	SHIPS FREIGHT	
CCR5055	50.1" - 55.9" Circular + 2 handles. For 48.1" - 53.9" opening	SHIPS FREIGHT	
CCR5661	56" - 61.9" Circular + 2 handles. For 54" - 59.9" opening	SHIPS FREIGHT	
FPC62C	62" Circular + 2 handles. For 60" opening	SHIPS FREIGHT	
CCR6267	62.1" - 67.9" Circular + 2 handles. For 60.1" - 65.9" opening	SHIPS FREIGHT	
CCR6872	68" - 72" Circular + 2 handles. For 66" - 70" opening	SHIPS FREIGHT	

### SQUARE

SKU	DESCRIPTION	SHIP WEIGHT + DIMS	
CSR1419	14" - 19.9" Square + 1 handle. For 12" - 17.9" opening	Ship Weight and Dimensions vary	
FPC20S	20" Square + 1 handle. For 18" opening	10 lbs	23" x 23" x 7"
CSR2025	20.1" - 25.9" Square + 1 handle. For 18.1" - 23.9" opening	Ship Weight and Dimensions vary	
FPC26S	26" Square + 1 handle. For 24" opening	16 lbs	29" x 29" x 7"
CSR2631	26.1" - 31.9" Square + 1 handle. For 24.1" - 29.9" opening	Ship Weight and Dimensions vary	
FPC32S	32" Square + 1 handle. For 30" opening	23 lbs	37" x 37" x 7"
CSR3237	32.1" - 37.9" Square + 1 handle. For 30.1" - 35.9" opening	Ship Weight and Dimensions vary	
FPC38S	38" Square + 2 handles. For 36" opening	SHIPS FREIGHT	
CSR3843	38.1" - 43.9" Square + 2 handles. For 36.1" - 41.9" opening	SHIPS FREIGHT	
FPC44S	44" Square + 2 handles. For 42" opening	SHIPS FREIGHT	
CSR4449	44.1" - 49.9" Square + 2 handles. For 42.1" - 47.9" opening	SHIPS FREIGHT	
FPC50S	50" Square + 2 handles. For 48" opening	SHIPS FREIGHT	
CSR5055	50.1" - 55.9" Square + 2 handles. For 48.1" - 53.9" opening	SHIPS FREIGHT	
CSR5661	56" - 61.9" Square + 2 handles. For 54" - 59.9" opening	SHIPS FREIGHT	
FPC62S	62" Square + 2 handles. For 60" opening	SHIPS FREIGHT	
CSR6267	62.1" - 67.9" Square + 2 handles. For 60.1" - 65.9" opening	SHIPS FREIGHT	
CSR6872	68" - 72" Square + 2 handles. For 66" - 70" opening	SHIPS FREIGHT	



## RECTANGULAR COVERS

### TECH TIP

Covers should be sized at least 2" larger than the measurement of the opening.  
This allows easier installation and removal for service.

SKU	DESCRIPTION	Length	Width
CRR2312	18" - 23.9" x 6" - 12.9" Rectangular + 1 handle	18" - 23.9"	6" - 12.9"
CRR2912	24" - 29.9" x 6" - 12.9" Rectangular + 1 handle	24" - 29.9"	6" - 12.9"
CRR3512	30" - 35.9" x 6" - 12.9" Rectangular + 1 handle	30" - 35.9"	6" - 12.9"
CRR4112	36" - 41.9" x 6" - 12.9" Rectangular + 2 handles	36" - 41.9"	6" - 12.9"
CRR4712	42" - 47.9" x 6" - 12.9" Rectangular + 2 handles	42" - 47.9"	6" - 12.9"
CRR5312	48" - 53.9" x 6" - 12.9" Rectangular + 2 handles	48" - 53.9"	6" - 12.9"
CRR6112	54" - 61.9" x 6" - 12.9" Rectangular + 2 handles	54" - 61.9"	6" - 12.9"
CRR6712	62" - 67.9" x 6" - 12.9" Rectangular + 2 handles	62" - 67.9"	6" - 12.9"
CRR7312	68" - 73.9" x 6" - 12.9" Rectangular + 2 handles	68" - 73.9"	6" - 12.9"
CRR7912	74" - 79.9" x 6" - 12.9" Rectangular + 2 handles	74" - 79.9"	6" - 12.9"
CRR8512	80" - 85.9" x 6" - 12.9" Rectangular + 2 handles	80" - 85.9"	6" - 12.9"
CRR9112	86" - 91.9" x 6" - 12.9" Rectangular + 2 handles	86" - 91.9"	6" - 12.9"
CRR9712	92" - 97.9" x 6" - 12.9" Rectangular + 2 handles	92" - 97.9"	6" - 12.9"
CRR10312	98" - 103.9" x 6" - 12.9" Rectangular + 2 handles	98" - 103.9"	6" - 12.9"
CRR10912	104" - 109.9" x 6" - 12.9" Rectangular + 2 handles	104" - 109.9"	6" - 12.9"
CRR11512	110" - 115.9" x 6" - 12.9" Rectangular + 2 handles	110" - 115.9"	6" - 12.9"
CRR12212	116" - 120" x 6" - 12.9" Rectangular + 2 handles	116" - 120"	6" - 12.9"
CRR2317	18" - 23.9" x 13" - 17.9" Rectangular + 1 handle	18" - 23.9"	13" - 17.9"
CRR2917	24" - 29.9" x 13" - 17.9" Rectangular + 1 handle	24" - 29.9"	13" - 17.9"
CRR3517	30" - 35.9" x 13" - 17.9" Rectangular + 1 handle	30" - 35.9"	13" - 17.9"
CRR4117	36" - 41.9" x 13" - 17.9" Rectangular + 2 handles	36" - 41.9"	13" - 17.9"
CRR4717	42" - 47.9" x 13" - 17.9" Rectangular + 2 handles	42" - 47.9"	13" - 17.9"
CRR5317	48" - 53.9" x 13" - 17.9" Rectangular + 2 handles	48" - 53.9"	13" - 17.9"
CRR6117	54" - 61.9" x 13" - 17.9" Rectangular + 2 handles	54" - 61.9"	13" - 17.9"
CRR6717	62" - 67.9" x 13" - 17.9" Rectangular + 2 handles	62" - 67.9"	13" - 17.9"
CRR7317	68" - 73.9" x 13" - 17.9" Rectangular + 2 handles	68" - 73.9"	13" - 17.9"
CRR7917	74" - 79.9" x 13" - 17.9" Rectangular + 2 handles	74" - 79.9"	13" - 17.9"
CRR8517	80" - 85.9" x 13" - 17.9" Rectangular + 2 handles	80" - 85.9"	13" - 17.9"
CRR9117	86" - 91.9" x 13" - 17.9" Rectangular + 2 handles	86" - 91.9"	13" - 17.9"
CRR9717	92" - 97.9" x 13" - 17.9" Rectangular + 2 handles	92" - 97.9"	13" - 17.9"
CRR10317	98" - 103.9" x 13" - 17.9" Rectangular + 2 handles	98" - 103.9"	13" - 17.9"
CRR10917	104" - 109.9" x 13" - 17.9" Rectangular + 2 handles	104" - 109.9"	13" - 17.9"
CRR11517	110" - 115.9" x 13" - 17.9" Rectangular + 2 handles	110" - 115.9"	13" - 17.9"
CRR12017	116" - 120" x 13" - 17.9" Rectangular + 2 handles	116" - 120"	13" - 17.9"



## RECTANGULAR COVERS

SKU	DESCRIPTION	Length	Width
CRR2923	24" - 29.9" x 18" - 23.9" Rectangular + 1 handle	24" - 29.9"	18" - 23.9"
CRR3523	30" - 35.9" x 18" - 23.9" Rectangular + 1 handle	30" - 35.9"	18" - 23.9"
CRR4123	36" - 41.9" x 18" - 23.9" Rectangular + 2 handles	36" - 41.9"	18" - 23.9"
CRR4723	42" - 47.9" x 18" - 23.9" Rectangular + 2 handles	42" - 47.9"	18" - 23.9"
CRR5323	48" - 53.9" x 18" - 23.9" Rectangular + 2 handles	48" - 53.9"	18" - 23.9"
CRR6123	54" - 61.9" x 18" - 23.9" Rectangular + 2 handles	54" - 61.9"	18" - 23.9"
CRR6723	62" - 67.9" x 18" - 23.9" Rectangular + 2 handles	62" - 67.9"	18" - 23.9"
CRR7323	68" - 73.9" x 18" - 23.9" Rectangular + 2 handles	68" - 73.9"	18" - 23.9"
CRR7923	74" - 79.9" x 18" - 23.9" Rectangular + 2 handles	74" - 79.9"	18" - 23.9"
CRR8523	80" - 85.9" x 18" - 23.9" Rectangular + 2 handles	80" - 85.9"	18" - 23.9"
CRR91123	86" - 91.9" x 18" - 23.9" Rectangular + 2 handles	86" - 91.9"	18" - 23.9"
CRR9723	92" - 97.9" x 18" - 23.9" Rectangular + 2 handles	92" - 97.9"	18" - 23.9"
CRR10323	98" - 103.9" x 18" - 23.9" Rectangular + 2 handles	98" - 103.9"	18" - 23.9"
CRR10923	104" - 109.9" x 18" - 23.9" Rectangular + 2 handles	104" - 109.9"	18" - 23.9"
CRR11523	110" - 115.9" x 18" - 23.9" Rectangular + 2 handles	110" - 115.9"	18" - 23.9"
CRR12223	116" - 122" x 18" - 23.9" Rectangular + 2 handles	116" - 122"	18" - 23.9"
CRR4130	36" - 41.9" x 24" - 30" Rectangular + 2 handles	36" - 41.9"	24" - 30"
CRR4730	42" - 47.9" x 24" - 30" Rectangular + 2 handles	42" - 47.9"	24" - 30"
CRR5330	48" - 53.9" x 24" - 30" Rectangular + 2 handles	48" - 53.9"	24" - 30"
CRR6130	54" - 61.9" x 24" - 30" Rectangular + 2 handles	54" - 61.9"	24" - 30"
CRR6730	62" - 67.9" x 24" - 30" Rectangular + 2 handles	62" - 67.9"	24" - 30"
CRR7330	68" - 73.9" x 24" - 30" Rectangular + 2 handles	68" - 73.9"	24" - 30"
CRR7930	74" - 79.9" x 24" - 30" Rectangular + 2 handles	74" - 79.9"	24" - 30"
CRR8530	80" - 85.9" x 24" - 30" Rectangular + 2 handles	80" - 85.9"	24" - 30"
CRR9130	86" - 91.9" x 24" - 30" Rectangular + 2 handles	86" - 91.9"	24" - 30"
CRR9730	92" - 97.9" x 24" - 30" Rectangular + 2 handles	92" - 97.9"	24" - 30"
CRR10330	98" - 103.9" x 24" - 30" Rectangular + 2 handles	98" - 103.9"	24" - 30"
CRR10930	104" - 109.9" x 24" - 30" Rectangular + 2 handles	104" - 109.9"	24" - 30"
CRR11530	110" - 115.9" x 24" - 30" Rectangular + 2 handles	110" - 115.9"	24" - 30"
CRR12230	116" - 122" x 24" - 30" Rectangular + 2 handles	116" - 122"	24" - 30"



# EXPERTS IN COMMERCIAL APPLICATIONS AND DESIGN.

Big or small, Warming Trends can help create the perfect gathering spot for any commercial space.



# IGNITIONS AND ELECTRONIC ACCESSORIES

---

Light your fire feature with the simplicity of a match or choose a fully automatic ignition system. See the Ignition Compatibility Chart on page 59 for guidance.

# IGNITION SYSTEMS



## MATCH LIT

All CROSSFIRE® Brass Burners come standard as a manual Match Lit System. Light a match and turn the key valve to ignite your fire feature burner.



## PUSH BUTTON IGNITION

Upgrade to an electric Push Button Ignition. Turn the key valve to on position and push the button to ignite your burner.

SKU	DESCRIPTION	SHIP WEIGHT + DIMS	
PBIK3.0	Push Button Ignition Kit: Spark Igniter Rod and Wire + Push Button Battery Operated Control Module	3 lbs	7" x 7" x 5"
PBIK3.0MBR	Push Button Ignition Kit + Mounting Bracket + (2) ¾" Street Elbows	5 lbs	11" x 11" x 5"
PBIK3.0MBRFK1	Push Button Ignition Kit + Mounting Bracket + ¾" Flex Line Kit + 3" and 12" Key + (2) Pre-mounted ¾" Street Elbows	9 lbs	13" x 13" x 5"
PBIK3.0MBRFK2	Push Button Ignition Kit + Mounting Bracket + ¾" Dual Flex Line Kit + 3" and 12" Key + (2) Pre-mounted ¾" Street Elbows	11 lbs	13" x 13" x 5"



PBIK3.0MBR





## 3 VOLT IGNITION

A battery-operated ignition system with on and off switch.  
3 Volt Ignition supplies up to 120K BTUs.  
Remote control available.

SKU	DESCRIPTION	SHIP WEIGHT + DIMS	
3VIK-NG 3VIK-LP	3 Volt Electronic Ignition System: Spark Igniter + Control Module + D-Cell Battery Pack + 3 Volt Gas Valve + up to 120K BTU + Ignition Switch	14 lbs	13" x 13" x 13"




3VIK



## 24 VOLT SPARK IGNITION

24 Volt Spark Ignition supplies up to 400K BTUs.  
Includes step down transformer for use with 24 Volt/110 Volt supply.  
Remote control options available.

SKU	DESCRIPTION	SHIP WEIGHT + DIMS	
24VIKHC-NG 24VIKHC-LP	24 Volt Spark Ignition System: Spark Igniter + Control Module + 24 Volt Transformer + up to 400K BTU	17 lbs	13" x 13" x 13"




24VIKHC



## 24 VOLT HOT SURFACE IGNITION

24 Volt Hot Surface Ignition Standard Capacity supplies up to 290K BTUs.  
24 Volt Hot Surface Ignition High Capacity supplies up to 780K BTUs.  
Includes step down transformer for use with 24 Volt/110 Volt supply.  
Remote control options available.

SKU	DESCRIPTION	SHIP WEIGHT + DIMS	
P24VIKSCCG-NG P24VIKSCCG-LP	24 Volt Hot Surface Ignition System - Standard Capacity: Hot Surface Igniter + 50VA/24VAC Transformer + Maximum Gas Output 290K BTU/hr	18 lbs	13" x 13" x 13"
P24VIKHCCG-NG P24VIKHCCG-LP	24 Volt Hot Surface Ignition System - High Capacity: Hot Surface Igniter + 50VA/24VAC Transformer + Maximum Gas Output 780K BTU/hr	18 lbs	13" x 13" x 13"



P24VIKSCCG

Low voltage Premium Ignition available. Call a Warming Trends Flame Specialist to discuss the best ignition system for your CROSSFIRE® Brass Burner.

### TECH TIP

Aluminum covers help protect electronic ignition systems from the elements.  
Available in standard and custom sizes. See page 50.



# ELECTRONIC ACCESSORIES

Want to turn your fire feature on remotely? We've got you covered. We offer electronic accessories that keep your fire feature safe and easy to use.



## 3 VOLT REMOTE

SKU	DESCRIPTION	SHIP WEIGHT + DIMS	
3VRC	ON/OFF Remote Control for 3 Volt Ignition System	3 lbs	13" x 13" x 5"
3VTMR	3 Volt Remote Control Wireless Wall Timer	3 lbs	13" x 13" x 5"



## 24 VOLT KEY CHAIN REMOTE


SKU	DESCRIPTION	SHIP WEIGHT + DIMS	
KCRC	ON/OFF Wireless Key Chain Remote Control & Plug In Receiver for 24 Volt Ignition System	4 lbs	13" x 13" x 5"



## DIAL TIMERS

Available in 2 hour and 12 hour options for automatic shut off with NEMA Rated outdoor enclosure.

SKU	DESCRIPTION	DIMS
DT2HRNB	2 Hour Dial Timer with NEMA Rated Enclosure	8" x 8" x 8"
DT12HRNB	12 Hour Dial Timer with NEMA Rated Enclosure	8" x 8" x 8"

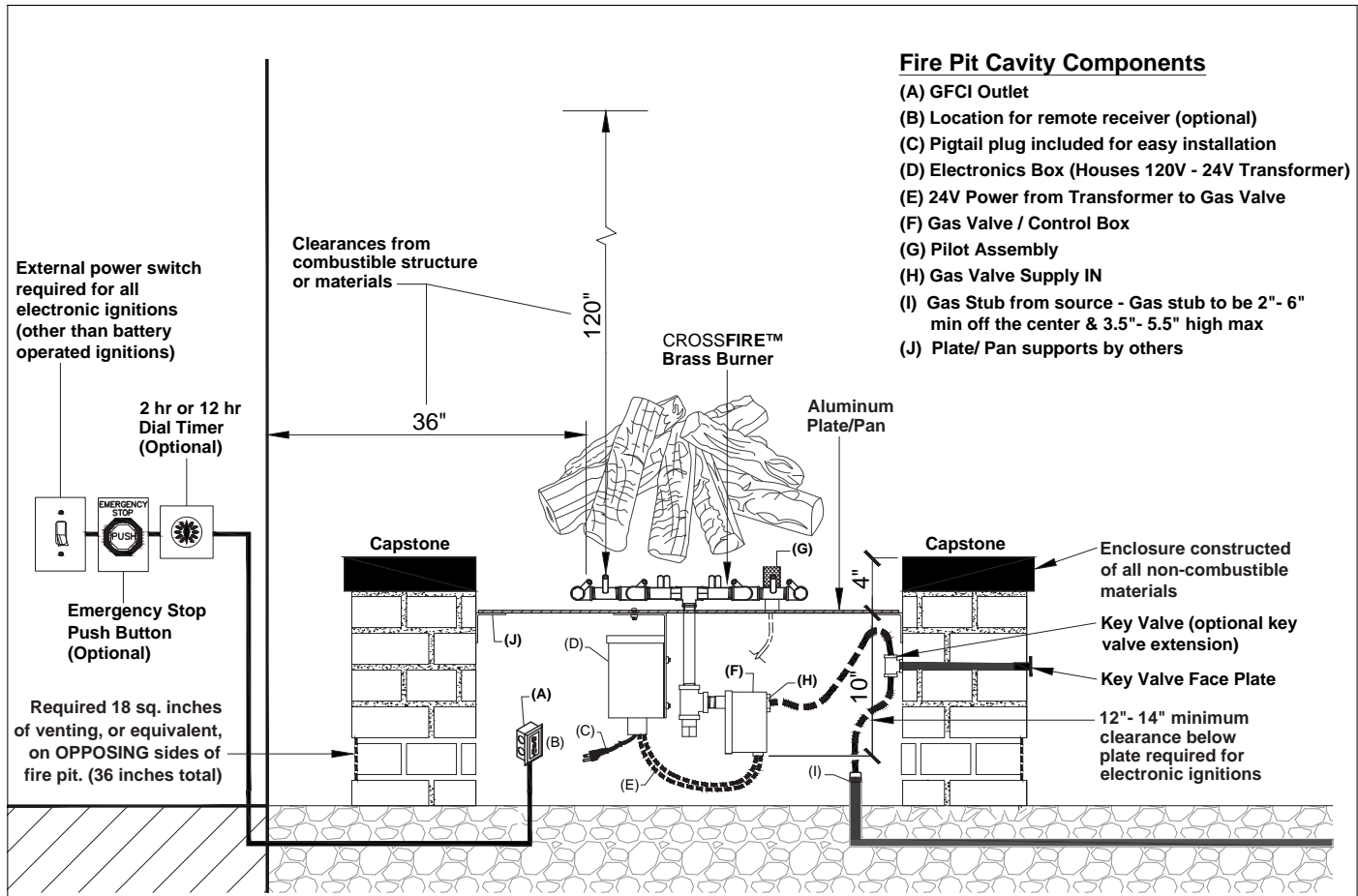


## EMERGENCY STOP

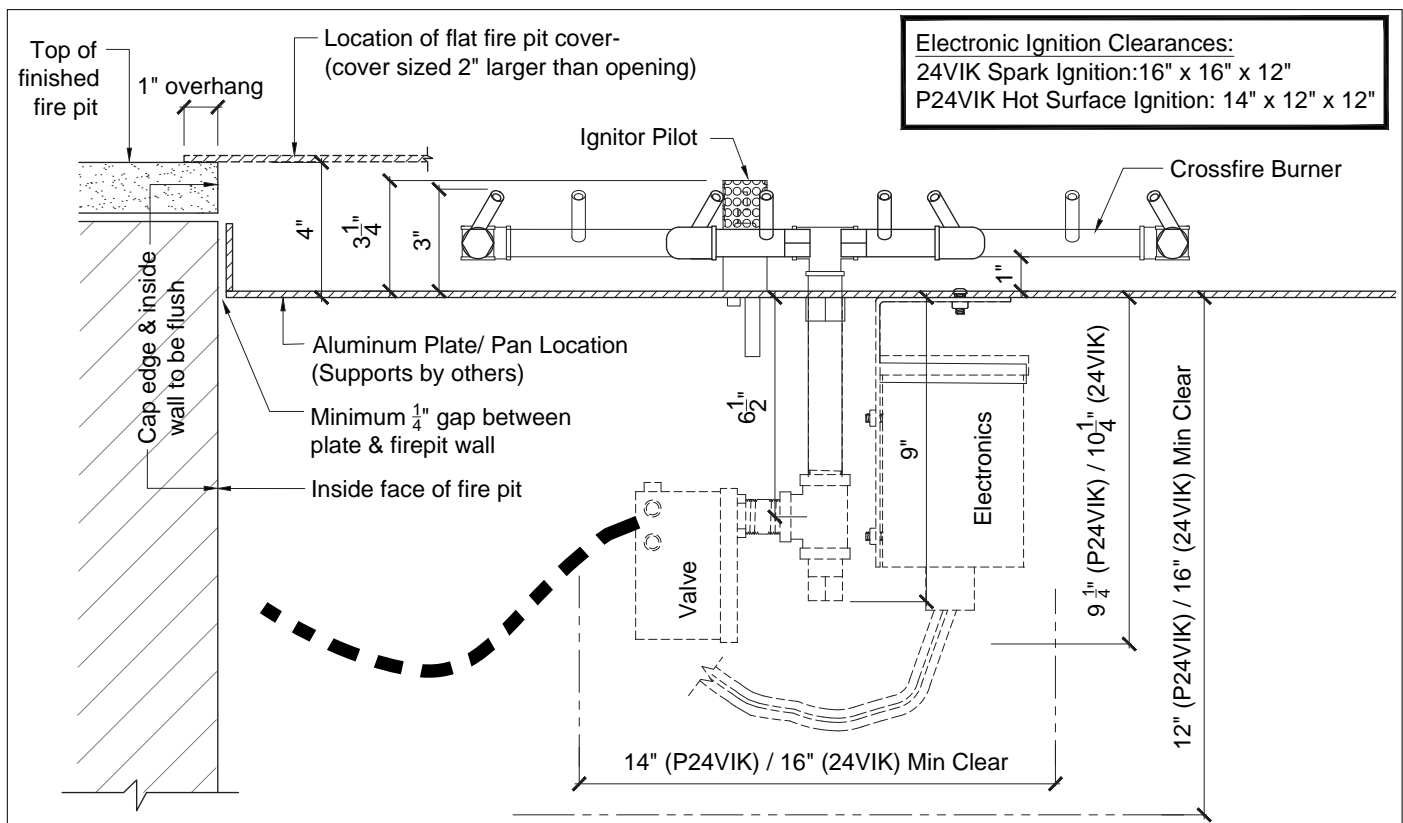
SKU	DESCRIPTION	SHIP WEIGHT + DIMS	
EMERSTOP	Push Button Emergency Stop with yellow shell and weatherproof lift cover. Recommended for commercial properties.	5 lbs	13" x 13" x 5"

**TECH TIP** Typically commercial projects require an Emergency Stop and electronic ignition. Consult your local code.

# ELECTRONICS AND CLEARANCES



For Match Lit Diagram, please see page 5.



# IGNITION COMPATIBILITY CHART

## TECH TIP

Plate/pan should be sized slightly smaller than the measurement of the opening.  
This allows easier installation and removal for service.

Not all burners shown below.	Plate / Pan (inches)	Circular Plate	Square Plate	Rectangular Plate	FK1	FK2	PBIK	3VIK	24VIKHC	P24VIKSCCG	P24VIKHCCG
ORIGINAL											
CFB60	18"	X	X		X		X	X	X	X	
CFB84	18"	X	X		X		X	X	X	X	
CFB120	24"	X	X		X		X	X	X	X	
CFB180	30"	X	X		X		X		X	X	
CFB240	30"	X	X		X		X		X	X	
CFB290	36"	X	X			X	X		X	X	
CFB350	48"	X	X			X			X		X
CFB450	60"	X	X			X					X
OCTAGONAL											
CFBO140	18"	X	X		X		X		X	X	
CFBO180	24"	X	X		X		X		X	X	
CFBO280	30"	X	X			X	X		X	X	
CFBO320	36"	X	X			X			X		X
CFBO360	42"	X	X			X			X		X
TREE-STYLES											
CFBT110	20" x 11"			X	X		X	X	X	X	
CFBT170	28" x 11"			X	X		X		X	X	
CFBT230	36" x 11"			X	X		X		X	X	
CFBT290	44" x 14"			X		X	X		X	X	
CFBT350	58" x 14"			X		X			X		X
CFBT410	66" x 14"			X		X					X
CFBT470	74" x 14"			X		X					X
LINEAR											
CFBL90	20" x 6"			X	X		X	X	X	X	
CFBL110	26" x 6"			X	X		X	X	X	X	
CFBL130	32" x 8"			X	X		X	X	X	X	
CFBL150	38" x 8"			X	X		X		X	X	
CFBL190	44" x 8"			X	X		X		X	X	
CFBL210	50" x 10"			X	X		X		X	X	
CFBL250	56" x 10"			X		X	X		X	X	
CFBL270	62" x 12"			X		X	X		X	X	



## PARTS, LOGS, AND MEDIA

---

Select the right accents to complement your feature's surroundings.  
Complete the feature with a cover made to fit. See page 50.

PARTS

SKU	DESCRIPTION	SHIP WEIGHT + DIMS	
FK1	For use with any burner 249K BTUs and below. Kit includes: (1) 36" L x 3/4" Diameter Flex Line + 3/4" Key Valve + 3" Key and 12" Key + (1) 1/2" x 2" Nipple	3 lbs	13" x 13" x 5"
FK2	For use with any burner 250K BTUs and above. Kit includes: (2) 36" L x 3/4" Diameter Flex Line + 3/4" Key Valve + 3" Key and 12" Key + (2) 3/4" x 3" Nipple + (2) 3/4" Tee + (1) 3/4" x 1/2" Male Reducing Fitting	7 lbs	13" x 13" x 5"
FIT180	Flex Line & Key Valve Connection Fitting for use with any 121K - 249K BTU Burner. Kit includes: (1) 1/2" x 2" Nipple.	3 lbs	7" x 7" x 5"
FIT250	Flex Line & Key Valve Connection Fittings for use with any burner 249K - 299K BTU. Kit includes: (1) 3/4" x 1/2" MM Reducer Fitting + (2) 3/4" Tee + (1) 3/4" x 3" Nipple.	4 lbs	7" x 7" x 5"
FIT300	Flex Line & Key Valve Connection Fittings for 300k+ BTU Burner. Kit includes: (2) 3/4" x 3" Nipple + (2) 3/4" Tee.	4 lbs	7" x 7" x 5"
REDUCER3412	Reducer 3/4" Male x 1/2" Male Fitting	3 lbs	7" x 7" x 5"
FL3612	36" L x 1/2" Diameter Flex Line (MM)	4 lbs	11" x 11" x 5"
FL3634	36" L x 3/4" Diameter Flex Line (MM)	5 lbs	11" x 11" x 5"
KV12	1/2" Key Valve + 3" Key	3 lbs	7" x 7" x 5"
KV34	3/4" Key Valve + 3" Key	3 lbs	7" x 7" x 5"
KEY3	3" Key	1 lbs	3" x 3" x 3"
KEY12	12" Key	3 lbs	13" x 13" x 5"
KEY24	24" Key	3 lbs	25" x 5" x 5"
KVE	6 - 12" Key Valve Extension	3 lbs	25" x 5" x 5"
DRIPLEG12	1/2" Drip Leg Kit	4 lbs	11" x 11" x 5"
DRIPLEG34	3/4" Drip Leg Kit	5 lbs	11" x 11" x 5"
LPRH	Liquid Propane Regulator mounted on 5/16" (internal diameter) 10' hose with handwheel quick connect. For use up to 200K BTUs with a 20 lb.Propane Tank.	4 lbs	11" x 11" x 5"
LPHOSE10	LP 5/16" (internal diameter) 10' Hose. For use with a 20 lb propane tank.	3 lbs	11" x 11" x 5"
REGLP200	Regulator 3/8" in. NPT female outlet 200K BTU/hr capacity. Maximum inlet pressure 250 PSI. Low pressure outlet 11" W.C. Liquid Propane	3 lbs	7" x 7" x 5"
FPVK	Fire Pit Vent Kit: (2) 12" x 4" Vents (18 square inches of vent area per vent) + (8) Screws	3 lbs	13" x 13" x 5"
COLLAR	Paver Kit Adjustable Install Collar 19" + (6) Screws	3 lbs	19" x 15" x 5"



FK1

For use with any burner 249K BTUs and below.



FK2

For use with any burner 250K BTUs and above.



REGLP200



# CERAMIC LOG SETS

---



## WESTERN OAK LOG SETS

Additional sizes available upon request.

SKU	DESCRIPTION	SHIP WEIGHT + DIMS	
WOS	Western Oak Log Set for 24"-30" Fire Feature (8 Pieces)	38 lbs	(1 box) 24" x 13" x 10"
WOM	Western Oak Log Set for 36"-42" Fire Feature (12 Pieces)	72 lbs	(1 box) 32" x 16" x 13"
WOL	Western Oak Log Set for 48" Fire Feature (15 Pieces)	105 lbs	(1 box) 36" x 16" x 12"



## MOUNTAIN SPLIT LOG SETS

Additional sizes available upon request.

SKU	DESCRIPTION	SHIP WEIGHT + DIMS	
MSS	Mountain Split Log Set for 24"-30" Fire Feature (8 Pieces)	40 lbs	(1 box) 25" x 13" x 10"
MSM	Mountain Split Log Set for 36"-42" Fire Feature (12 Pieces)	72 lbs	(1 box) 32" x 16" x 13"
MSL	Mountain Split Log Set for 48" Fire Feature (15 Pieces)	97 lbs	(1 box) 36" x 16" x 12"



# STEEL LOG SETS

Available for 18", 24", 30", and 36" Fire Features

SKU	DESCRIPTION	
SLS18	Handcrafted to fit 18" Fire Feature	SHIPS FREIGHT
SLS24	Handcrafted to fit 24" Fire Feature	SHIPS FREIGHT
SLS30	Handcrafted to fit 30" Fire Feature	SHIPS FREIGHT
SLS36	Handcrafted to fit 36" Fire Feature	SHIPS FREIGHT
SLSCUST	Custom Handcrafted Steel Log Set	SHIPS FREIGHT

**TECH TIP** Custom Steel and FireStorm® Log Sets are available. Give us a call at (303) 346-2224.

## FIRESTORM® STEEL LOG

Handcrafted, one-of-a-kind steel gas log features an integrated burner to create a beautiful flame pattern.

Handcrafted Steel Log

CFBL150

Aluminum Plate

SKU	DESCRIPTION	SHIP WEIGHT + DIMS	
FSLS32LP	32" Steel log with integrated CFBL150 CROSSFIRE® Brass Burner on a 38" x 10" aluminum plate for Liquid Propane	32 lbs	48" x 12" x 12"
FSLS32NG	32" Steel log with integrated CFBL150 CROSSFIRE® Brass Burner on a 38" x 10" aluminum plate for Natural Gas	32 lbs	48" x 12" x 12"

Additional sizes ranging from 20" - 48" available - **CALL FOR QUOTE**

MEDIA

LAVA ROCK



BLR

1" - 1 1/2" Black Lava Rock,  
1 bag per 1 cubic foot  
45 lb bag

\$45 / bag



LRR

1" - 2" Gray/Black Rolled Lava,  
1 bag per 1 cubic foot  
50 lb bag

\$130 / bag

LAVA ROCK +  
ROLLED LAVA GUIDE

- 24" PLATE = 1 BAG
- 30" PLATE = 2 BAGS
- 36" PLATE = 3 BAGS
- 42" PLATE = 4 BAGS
- 48" PLATE = 4-5 BAGS
- 60" PLATE = 7-8 BAGS
- 1 BAG = 1 CUBIC FOOT

FIRE GLASS

3/4" Fire Glass. Colors may vary from photo.

\$7 / lb



AMBER



BLACK



BURNT ORANGE



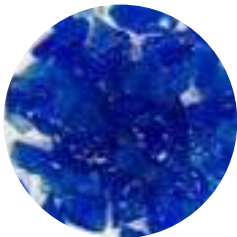
RED




PURPLE



GRAY



DARK BLUE



LIGHT BLUE



GREEN



AQUA



CLEAR



Additional Options  
Available Upon Request

TECH TIP

Easily calculate how much lava rock  
or fire glass will be needed with the  
Fire Glass calculator on our website.

WE DIDN'T INVENT FIRE,  
**WE PERFECTED IT.**





# PROMOTIONAL ITEMS

---

Our customers consistently share, "Seeing is believing!" And we have just the solution. Your customers can experience the CROSSFIRE® Brass Burner's performance first hand with an in-store display. Nothing compares!

## COUNTERTOP DISPLAY

---

Our Countertop Display includes a 17" tall triangle brushed aluminum base which holds a removable CFB60 CROSSFIRE® Brass Burner on a 12" plate. The unit is ready to connect to a 1 lb propane tank.

This display is great for counter tops or other small spaces. The removable demo burner is the perfect portable sales tool.



## FLOOR DISPLAY

---

The Floor Display is 30" tall and 18" square. The display includes a hollow metal frame, choice of four slide-in marketing panels, a plate with a mounted key valve, and a CFB60 CROSSFIRE® Brass Burner. The unit is ready to connect to a 1 lb propane tank (and can be modified to connect up to a 20 lb tank.) Perfect for a showroom display.



## INDOOR / OUTDOOR BANNERS

Let customers know you are a Warming Trends dealer. Versatile for indoor or outdoor use, these (3'x6' and 6'x3') banners have grommets on each corner for easy hanging and are made to withstand the elements when displayed outdoors. Choose from these designs:



## AUTHORIZED DEALER WINDOW CLING

Promote your Warming Trends dealer status to customers as they enter your door. Choose between a horizontal (6"x3") or a vertical (3"x6") design, featuring the eye-catching flame of the CROSSFIRE® brass burner.

Easy to apply, just peel the backing off and adhere to the inside of glass with the image facing outward.



# WARRANTY

---

## FULL LIFETIME WARRANTY FOR WARMING TRENDS® BURNERS

WARMING TRENDS warrants that each WARMING TRENDS® CrossFIRE® and other jetted-flame-brass-burners (each as “Burner”) is free from defects in materials and workmanship and conforms to its specifications, which are available upon request.

The warranty period for a Burner is lifetime warranty beginning on the date of purchase (“Warranty Period”). This Warranty is transferable, but we reserve the right to require proof of ownership for any transferred burners including proof that the Burner was not acquired through improper means or unauthorized re-sellers. During the Warranty Period, WARMING TRENDS provides repair and exchange services for the Burners, without charge. If a Burner does not function as warranted during the Warranty Period and, after a reasonable number of attempts, WARMING TRENDS is unable to either 1) make it do so or 2) replace it with one that is at least functionally equivalent, you may return it to WARMING TRENDS and your money will be refunded.

The warranty stated above will not apply to the extent that there has been misuse or use contrary to specifications or the appropriate user or operating manual, installation defect, accident, modification, unsuitable physical or operating environment, operation in other than the specified operating environment (e.g., outdoor burners should only be used outdoors) improper maintenance by you, or failure caused by a product for which WARMING TRENDS is not responsible. With respect to Burners, the warranty is voided by removal or alteration of any identification labels or marks on any Burner or part.

THESE WARRANTIES ARE YOUR EXCLUSIVE WARRANTIES AND REPLACE ALL OTHER WARRANTIES OR CONDITIONS, EXPRESS OR IMPLIED, INCLUDING, BUT NOT LIMITED TO, THE IMPLIED WARRANTIES OR CONDITIONS OF MERCHANTABILITY AND FITNESS FOR A PARTICULAR PURPOSE.

## ITEMS NOT COVERED BY WARRANTY

Other than as expressly stated above, WARMING TRENDS does not warrant uninterrupted or error-free operation of any Burner or that WARMING TRENDS will correct all defects.

Warming Trends does not warranty any services related to our Burners, including installation, unless we provided those services to you. You may have warranty rights from the service provider, but we make no representations or warranties express or implied regarding any third party service provider.

This warranty also does not apply to any fire logs (including the FireStorm® Steel Log) or any of the electronics used in connection with our Burners, which may be covered by separate warranties with different terms.

## YOUR RIGHTS UNDER STATE LAW

This Warranty gives you specific legal rights, and you may also have other rights which vary from state to state. You may find this information from the Federal Trade Commission helpful in understanding your rights, but we recommend you speak to your attorney regarding your specific situation and the laws in your state or jurisdiction. <https://www.consumer.ftc.gov/articles/warranties>

# IGNITION SYSTEMS WARRANTY

---

## ALL BURNERS AND ELECTRONICS MUST BE COVERED WHEN NOT IN USE OR WARRANTY IS NULL AND VOID

**Push Button Ignition Systems:** There is no warranty offered on any push button ignition system.

### Electronic Ignition Systems:

#### Residential Installations:

- 24VIK and 3VIK systems are fully warranted for one (1) year with a limited warranty for two (2) years from date of purchase. In the event a system must be replaced due to a defect/malfunction of the system, Warming Trends will repair or replace the system at no cost for the first year. In the event a system fails after the first year from date of purchase and within two years from date of purchase, Warming Trends will repair or replace the system for a cost of 50% of the current list price. This warranty does not cover labor costs.
- P24VIK systems purchased ON OR BEFORE April 15, 2018 are fully warranted for one (1) year with a limited warranty for two (2) years from date of purchase. In the event a system must be replaced due to a defect/malfunction of the system, Warming Trends will repair or replace the system at no cost for the first year. In the event a system fails after the first year and within two years of date of purchase, the cost for a replacement system is at a discount rate of 50% of the current listed price. This warranty does not cover labor costs.
- P24VIK Systems purchased AFTER April 15, 2018 are fully warranted for three (3) years from date of purchase. In the event a system must be replaced due to a defect/malfunction of the system, Warming Trends will repair or replace the system at no cost for the first three years. This warranty does not cover labor costs.

#### Commercial Installations:

- 24VIK and 3VIK systems are fully warranted for twelve months from date of purchase. In the event a system must be replaced due to a defect/malfunction of the system, Warming Trends will repair or replace the system at no cost. This warranty does not cover labor costs.
- P24VIK Systems are fully warranted for one (1) year from date of purchase. In the event a system must be replaced due to a defect/malfunction of the system, Warming Trends will repair or replace the system at no cost for 12 months from the date of purchase. This warranty does not cover labor costs.

Problems in the functioning of the systems due to gas, plumbing, or electrical installed by others are not covered by any warranty offered by Warming Trends.

No dealer, distributor, or other person has the authority to represent or warrant a Warming Trends™ product beyond the terms contained within this warranty, and Warming Trends assumes no liability for such warranty representations. Any questions concerning this warranty should be directed to the Warming Trends™ corporate office.

### Return Policy of Warranty Product

Any Warming Trends™ product deemed by Warming Trends™ as defective and covered by the warranty may be returned to Warming Trends™ for assessment to determine if repair or replacement is necessary. In order to return a product, you must have a Return Merchandise Authorization number (RMA#). Please contact a Warming Trends™ representative at the corporate office to obtain an RMA#. All returned merchandise must have the RMA# clearly printed on the outside of the package. Return shipping costs are the purchaser's responsibility. Warming Trends™ is not responsible for product damaged or lost in transit. It is recommended that return items are shipped via a delivery service that can be tracked and/or insured to confirm receipt.

Name \_\_\_\_\_ Dealer \_\_\_\_\_

Address \_\_\_\_\_ Dealer City/State \_\_\_\_\_

City/State \_\_\_\_\_ Dealer Phone \_\_\_\_\_

Phone \_\_\_\_\_ Date \_\_\_\_\_

## FIRE FEATURE INFORMATION

BTU Supply at Site _____	Gas Type (Check one)	<input type="checkbox"/> NG	<input type="checkbox"/> LP
--------------------------	----------------------	-----------------------------	-----------------------------

Inside Dimensions of Fire Feature \_\_\_\_\_ x \_\_\_\_\_ x \_\_\_\_\_  
(width) (length) (height)

Other information \_\_\_\_\_

## ORDER DETAIL

Style and Size \_\_\_\_\_

☐ Plate    ☐ Pan    Size \_\_\_\_\_    ☐ Cover \_\_\_\_\_

Flex Line Kit \_\_\_\_\_

Ignition System (check one) ☐ Match Lit ☐ Push Button ☐ 3 Volt  
☐ 24 Volt Spark Ignition ☐ 24 Volt Hot Surface Ignition (Standard Capacity)  
☐ 24 Volt Hot Surface Ignition (High Capacity)

Electronic Add-Ons	<input type="checkbox"/> 3 Volt Remote	<input type="checkbox"/> 24 Volt Key Chain Remote	
	<input type="checkbox"/> Emergency Stop	<input type="checkbox"/> 2 Hour Dial Timer	<input type="checkbox"/> 12 Hour Dial Timer

Accessories

<input type="checkbox"/> Black Lava Rock	<input type="checkbox"/> Ceramic Oak Logs
<input type="checkbox"/> Rolled Lava	<input type="checkbox"/> Steel Log Set
<input type="checkbox"/> Fire Glass	<input type="checkbox"/> Firestorm Log Set

Other information \_\_\_\_\_

**Please submit orders to [orders@warming-trends.com](mailto:orders@warming-trends.com)  
For questions call (303) 346-2224.**



# THE BEST FLAME **AND** PERFECTED WATER MITIGATION

**WARMING  TRENDS<sup>®</sup>**  
SUPERIOR FIRE FEATURE SYSTEMS

**DEALER CATALOG**  
NOT FOR DISTRIBUTION. AUTHORIZED USE ONLY.

PATENTED  
[www.warming-trends.com/patents](http://www.warming-trends.com/patents)